




NEW VALLEY PRIMARY SCHOOL

REMOTE LEARNING

WEDNESDAY 10TH FEBRUARY



At New Valley, we
are proud to:

Year 3 Pine Class Week Beginning 8/2/2021

Work should be photographed or scanned and
returned to me at pine@newvalleyprimary.com











Pages to print today (if you
wanted)

Pages: 5, 6, 7, 10 and 11



Pine Class

Recommended Daily Timetable

9 – 9.30	9.30 – 10	10 – 10.30	10.30 – 11	11 – 11.30/ 11.30 – 12	12 – 1	1 – 1.30	1.30 – 2	2 – 2.30/ 2.30 – 3
Wake and shake	Vipers	Spelling/ handwriting	Brain break	Video call	Lunch	Wider curriculum	Brain break	Video call
 Wake up Shake up  Exercise		 Handwriting  Spelling						

Wake and shake - There are many different videos on YouTube for wake and shake or children can follow a Joe Wicks video to get them ready for the day!

Brain breaks - In school, children have enjoyed watching Jack Hartmann brain breaks but there are is a variety of different videos. Encourage children to take brain breaks or exercise breaks throughout the day!

Handwriting - children to practice writing descending letters and ensuring that they are hanging below the line.

Spellings - children can practice spellings in any way that they wish. This could be through drawing words and pictures, look, cover spell or any other way that they have practised previously.



Wednesday
10/2/2021



English:

L.O: to understand what an idiom is and why we use them.

An idiom is a saying that doesn't actually mean what it says.

The saying 'put yourself in their shoes' doesn't mean to actually stand in someone else's shoes. It means to think about how you would feel if you were them.

We use idioms to express what we mean and give people clear ideas of our meanings.

Task: Match the idioms to their meaning. Why do you think the idiom would mean that.

Maths - children should complete the maths sheet before the video call as this is based on previous learning.

Today we are going to be looking at pictograms and how to interpret these. Here is the link for today's lesson: <https://vimeo.com/500378019>



Wider Curriculum:

IT

<https://www.youtube.com/watch?v=nMU6HuffO8>

Watch the video and think about the questions:

Why is the internet dangerous?

What is personal information?

What information should you keep secret online?



Handwriting -

As it is wellbeing Wednesday we are going to practise our fine pencil control. Tracing is an important skill so think about this carefully.

There is a mindfulness colouring sheet to colour in after.



Oliver and the Seawigs
Chapter 4 - Read pages
56 - 61

Today we are going to think about the E in vipers - explain.



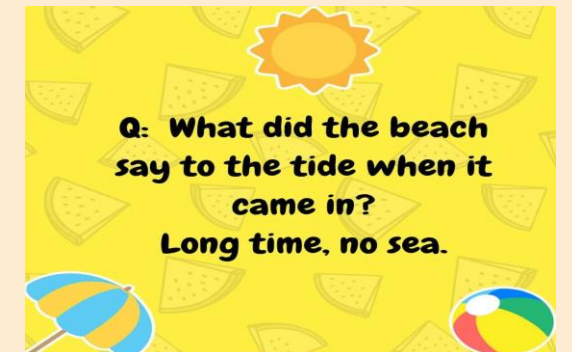
1. Why did the weed say 'I wish I could draw the that' and then say 'NOT'? (pg 57)

2. How do you know the weeds are talking? (pg 57)

3. Why did Oliver feel sorry for the weeds? (pg 58)



4. Why did Oliver fetch his swimming gear, goggles and then take a deep breath? (pg 58)

Remember to use full sentences and challenge yourself to use conjunctions and exciting verbs/adjectives.








Maths - Money Wind and Wink

What we know already:
We can use a tally chart to collect information.

Favourite colour		
Colour	Tally	Total
		
		
		
		

Times tables known by Year 3 children.


Times tables	Number of children who know the times table
x3	
x4	
x8	
x10	





























A pictogram helps us to see information in a chart. We use a tally to gather this information.

Key words:
pictogram
tally
represent
key
interpret

What we need to do:
Interpret means to explain something. We can interpret pictograms in many ways by looking at the greatest/least, the difference etc.

This pictogram shows which car a group of people would most like to have
to have  = 2 person

Beetle 							
Mini 							
BMW 							
Lamborghini 							
Range Rover 							

How many people like to have a Beetle? _____

How many people would like to have a Lamborghini? _____

How many people would like to have a Mini? _____

How many people would like a Range Rover and BMW altogether? _____

Which is the most popular car? _____


Which is the least popular car? _____

Interpret pictograms (2, 5 and 10)

- 1 Dora, Dexter and Jack play basketball at break time.

They record the goals they score in a pictogram.

Name	Goals
Dora	 
Dexter	   
Jack	    

Key
 = 2 goals

- a) Complete the sentences.

Dora scores goals.

Dexter scores goals.

Jack scores goals.











- b) How many goals do they score altogether?


- c) How many more goals does Jack score than Dexter?

- d) How many ways could you work out the answer to part c)?

- 2 Two classes go on a trip to the zoo together.

There are two coaches to take both classes.

	Coach 1		Coach 2
Boys	 	Boys	 
Girls	 	Girls	   

Key
 = 10 children

Tick the correct answer.

- a) Which coach has more boys?

Coach 1 Coach 2 They have the same

b) Which coach has more girls?

Coach 1 Coach 2 They have the same

c) How many girls are there in total?



d) How many more girls than boys are there on Coach 2?


e) How many more girls than boys are there on the trip to the zoo?

f) How did you work out the answer to part e)?



3 At the zoo, Mo keeps a record of how many big cats he sees.

Big Cat	
Leopard	  
Cheetah	   
Lion	 
Tiger	    

Key
 = 2 big cats

a) Choose a word to complete the sentence.

more

fewer

There are _____ leopards than lions.

There are _____ lions than cheetahs.

b)





If I add the number of cheetahs and lions together then it will be equal to the number of tigers.

Is Rosie correct? _____

How do you know?

c)



Each  represents 2 big cats so I can just double the amount of  and that will be how many big cats there are.

Is Alex correct? _____

How do you know?

To continue to recap on previous learning, here is a Flashback 4.

Click on the picture to take you to hit the button. This is great to practise your times tables!



Flashback 4

Year 3 | Week 2 | Day 5



- 1) Divide 63 by 3
- 2) Multiply eighteen by four
- 3) Complete the multiplication.
 $8 \times \square = 72$
- 4) Fill in the missing numbers.
400 , _____, 600, 700, 800 , _____

English Working Wall

Thanks for not printing this page!

Use this working wall to help remember what we have already learnt.

L.O: to understand vowels and consonants.

The Vowels
a e i o u

If a word starts with a vowel then 'an' will come before.

If a word starts with a consonant then 'a' will come before.

L.O: to understand singular and plural nouns.



lots of dangers is plural because it's more than one danger so this would need are.

English - task

Challenge:

Explain the meanings further. Why would you describe something as a piece of cake?

Or...

Think of your own idiom and explain the meaning.

Idioms

1. The ball is in your court.
2. Great minds think alike.
3. You are what you eat.
4. It's a small world.
5. A piece of cake.
6. Water under the bridge.
7. Cross your fingers.
8. Let the cat out of the bag.
9. Pulling your leg.
10. Everything but the kitchen sink.

Meanings

Something that is easy to do.

To hope something happens the way you want it to.

Nearly everything has been included.

Clever people think the same.

Bump into people you know in unexpected places.

Let out a secret.


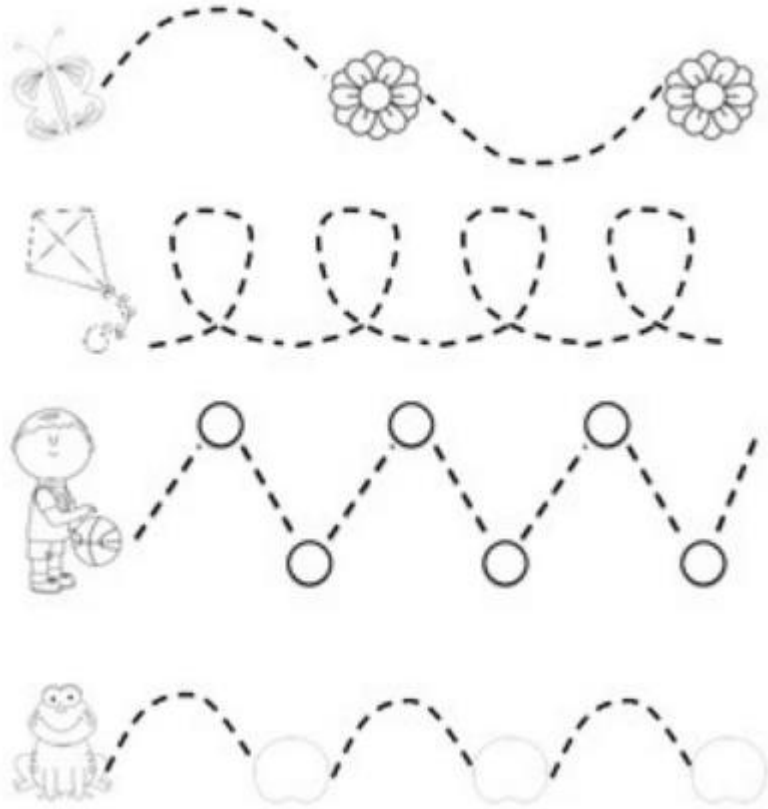
Joking with you.

It is your decision.

Anything from the past that isn't important anymore.

To stay healthy you must eat healthy foods.

Handwriting









We're All In This








Together

IT

Sort these into things that should be kept private and things that you could share online.

Real name <small>twinkl.com</small>	
Mobile phone number <small>twinkl.com</small>	
Picture of your favourite colour <small>twinkl.com</small>	
Picture of your school <small>twinkl.com</small>	
Real address <small>twinkl.com</small>	
Picture of you in swimwear <small>twinkl.com</small>	

Picture of your pet <small>twinkl.com</small>	
Picture of your house <small>twinkl.com</small>	
Picture of your favourite hobby <small>twinkl.com</small>	
Your nickname <small>twinkl.com</small>	
Picture of you <small>twinkl.com</small>	
Your city <small>twinkl.com</small>	