



At New Valley, we
are proud to:



NEW VALLEY PRIMARY SCHOOL REMOTE LEARNING

Tuesday 9th February

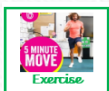
RECEPTION CHERRY CLASS

Remember to email pictures and videos to:

Cherry@newvalleyprimary.com

Click a picture
to redirect you

9:00-
9:15



9:15-
9:30



Bug Club

9:30-
10:00



Phonics

10:00-
11:00




Maths

10:30-
11:00



Alphablocks

11:00-
12:00



Investigation time

12:00-
12:45



Lunch Time



Fresh air

12:45-
1:30



Creative time

1:00-
2:00



English

2:00-
3:00



Fresh air

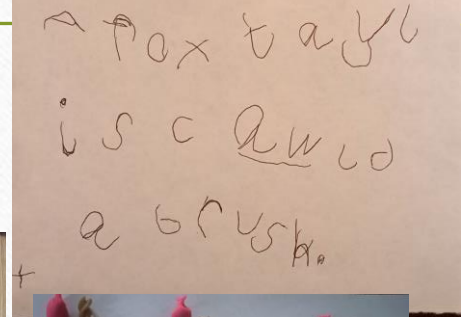







Click me for a
fun PE lesson!

Remember, you do not have to print every slide. Save the environment and only print what you really need to (if you can) 😊

WOW Cherry Learning!

Email your learning to me by 4pm to have the chance of appearing on our WOW learning wall.



Wellbeing Wednesday

Go outside and have fun in the snow!

Appreciate the beauty of our world.

Spend time with our family.

Food colouring in medicine syringes



Make and hang ice sun catchers.



Paint the snow and then build with it!

Freeze bubbles!



Freeze snow. What happens to it?



Cookie cutters!



Connecting Classrooms: United Against Waste!

At New Valley we are working with a school in Nepal as part of a Connecting Classrooms project.

The project is all about being 'United against Waste'.



e.g.



When you have had a think...

- Look around your home and take **photos of different types of waste** that you can see.
- Print them and **label them** with what they are (plastic/paper/metal/etc).
- If you can't print them have a go at labelling within an email.
- I am going to send all the photos I get to Miss Swainson, who is leading the project.
- She is going to collate all the learning from across the school and create an e-book all about waste!
- Please try your best to do this learning so you get a chance to be part of our e-book!
- **If you include your child's face in a photo, please also give permission to use this in the e-book when you email me.**

Fine motor and Letter formation practise

Do this first



Down the horses head to his
hooves and over his back


Challenge! Try the sound with a whoosh! Trace over the sound and have a go at writing them yourself. Remember to start on the line. (Only do this if your child is confident with the above formation)

h h h h

h h h h

It is really important that we keep the strength up in our hands so that we become good writers.

Please have a go at making some playdough and joining in with a song from dough disco (click the pictures). Please do 1 song from dough disco everyday. Letter formation practise will be at least 3 times a week.



Have a go at some peg building to improve that pincer grip!






Click me
to play

- We found different ways to make 6, 7 and 8.
- We learnt that a pair is 2
- We added up different groups of objects to combine them.
- We practised adding on
- We thought about more and fewer with towers and snakes!

Maths: days of the week



Click me to
listen to the
story.


Can you say the days of the
week in the right order?

Sunday
Monday
Tuesday
Wednesday
Thursday
Friday
Saturday

Have a talk with a
grown up about what
things you do each day
of the week.





Click
us!



Literacy

- When I went to the forest, I saw a door.
- The door opened into a jungle!
- So far, you used your imagination to think of a new place I could visit.
- Yesterday you thought of three new characters that I met.

Max



Over the next 2 days I want you to draw a new story map for me. Use the layout and sequence of your jungle story map but replace the jungle with the place you thought of on Monday and replace the jungle animals with the three new characters you thought of yesterday. Keep everything else the same (party, coming back home etc.) **DO NOT** write on it just yet. I have given you 2 days so take your time and put in lots of effort.