



# NEW VALLEY PRIMARY SCHOOL REMOTE LEARNING

Thursday 11<sup>th</sup> February

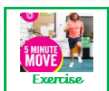
## RECEPTION CHERRY CLASS

Remember to email pictures and videos to:

**[Cherry@newvalleyprimary.com](mailto:Cherry@newvalleyprimary.com)**

Click a picture  
to redirect you

9:00-  
9:15



9:15-  
9:30




Bug Club

9:30-  
10:00



Phonics

10:00-  
11:00




Maths

10:30-  
11:00



Alphablocks

11:00-  
12:00



Investigation time

12:00-  
12:45



Lunch Time



Fresh air

12:45-  
1:30



Creative time

1:00-  
2:00



English

2:00-  
3:00



Fresh air










Click me for a  
fun PE lesson!

Remember, you do not have to print every slide. Save the environment and only print what you really need to (if you can) 😊



# WOW Cherry Learning!

Email your learning to me by 4pm to have the chance of appearing on our WOW learning wall.





# Connecting Classrooms: United Against Waste!

At New Valley we are working with a school in Nepal as part of a Connecting Classrooms project.

The project is all about being 'United against Waste'.



e.g.



When you have had a think...

- Look around your home and take **photos of different types of waste** that you can see.
- Print them and **label them** with what they are (plastic/paper/metal/etc).
- If you can't print them have a go at labelling within an email.
- I am going to send all the photos I get to Miss Swainson, who is leading the project.
- She is going to collate all the learning from across the school and create an e-book all about waste!
- Please try your best to do this learning so you get a chance to be part of our e-book!
- **If you include your child's face in a photo, please also give permission to use this in the e-book when you email me.**



Click me  
to play

# Maths: measuring height


Plant a seed.

As it grows, use towers of cubes to measure the height of the plant at different stages.

What do you notice?

What else can you find to measure?

- We found different ways to make 6, 7 and 8.
- We learnt that a pair is 2.
- We added up different groups of objects to combine them.
- We practised adding on.
- We thought about more and fewer with towers and snakes!
- We learnt about the days of the week.



## Key vocabulary

short

shorter

tall

taller

shortest



tallest

more

fewer



Click  
us!







# Literacy

- When I went to the forest, I saw a door.
- The door opened into a jungle!
- So far, you used your imagination to think of a new place I could visit.
- Yesterday you thought of three new characters that I met.

Max



**Today is the day to finish your story map.** Use the layout and sequence of your jungle story map but replace the jungle with the place you thought of on Monday and replace the jungle animals with the three new characters you thought of yesterday. Keep everything else the same (party, coming back home etc.) DO NOT write on it just yet. I have given you 2 days so take your time and put in lots of effort.