



NEW VALLEY PRIMARY SCHOOL REMOTE LEARNING

Friday 12th February

RECEPTION CHERRY CLASS

Remember to email pictures and videos to:

Cherry@newvalleyprimary.com

Click a picture
to redirect you

9:00-
9:15



9:15-
9:30




Bug Club

9:30-
10:00



Phonics

10:00-
11:00



Maths

10:30-
11:00



Snack time

11:00-
12:00



Investigation time

12:00-
12:45



Lunch Time

12:45-
1:30



Creative time

1:00-
2:00



English


2:00-
3:00



Fresh air



Click me for a
fun PE lesson!



Reading

Click me
at 9.30am



Numberblocks



Alphablocks


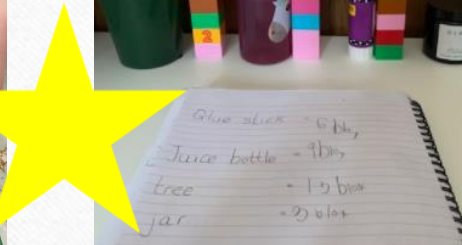







Free time

Remember, you do not have to print every slide. Save the environment and only print what you really need to (if you can) 😊

WOW Cherry Learning!

Email your learning to me by 4pm to have the chance of appearing on our WOW learning wall.



Connecting Classrooms: United Against Waste!

At New Valley we are working with a school in Nepal as part of a Connecting Classrooms project.

The project is all about being 'United against Waste'.



e.g.




When you have had a think...

- Look around your home and take **photos of different types of waste** that you can see.
- Print them and **label them** with what they are (plastic/paper/metal/etc).
- If you can't print them have a go at labelling within an email.
- I am going to send all the photos I get to Miss Swainson, who is leading the project.
- She is going to collate all the learning from across the school and create an e-book all about waste!
- Please try your best to do this learning so you get a chance to be part of our e-book!
- **If you include your child's face in a photo, please also give permission to use this in the e-book when you email me.**



Fine motor and Letter formation practise

Do this first




Down the insects body and a dot for his head.

Challenge! Try the sound with a whoosh! Trace over the sound and have a go at writing them yourself. Remember to start on the line. (Only do this if your child is confident with the above formation)

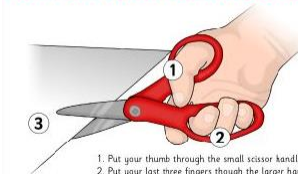


It is really important that we keep the strength up in our hands so that we become good writers. Please have a go at making some playdough and joining in with a song from dough disco (click the pictures). **Please do 1 song from dough disco everyday.** Letter formation practise will be at least 3 times a week.



Have a go at cutting to improve your hand strength!

How to Hold a Pair of Scissors










1. Put your thumb through the small scissor handle.
2. Put your last three fingers through the larger handle.
3. Hold the paper you are cutting in your other hand.





Click me
to play

Maths: measuring time




- We found different ways to make 6, 7 and 8. 
- We learnt that a pair is 2. 
- We added up different groups of objects to combine them. 
- We practised adding on. 
- We thought about more and fewer with towers and snakes! 
- We learnt about the days of the week. 
- We learnt how to measure 

- Ask a grown up to time you for one minute.
- You could see how many times you can write your name in one minute.
- Or how many cubes you can place in a tower in one minute.

- Which activities were quick to complete?
- Which activities took longer?
- What else could you do in one minute?





Click
us!



Literacy

- When I went to the forest, I saw a door.
- The door opened into a jungle!
- So far, you used your imagination to think of a new place I could visit.
- You have thought of three new characters that I met and have drawn them.
- You have drawn a new story with the new place and characters.

Max



Well done for finishing your story map!
Now I need you to **talk** through it with someone at home. Talk it through at least *three times* before our afternoon live lesson.
DO NOT WRITE ANYTHING JUST YET
Have a **pencil and your story map** ready for our afternoon live lesson.