




NEW VALLEY PRIMARY SCHOOL REMOTE LEARNING



At New Valley, we
are proud to:


















Year 4
Maple Class
Week Beginning 22/02/2021



Year 4 Maple Class


Monday 22nd February
2021



8:45-9:00	9:00- 10:00	10:00- 10:15	10:15- 10:45	10:45-12: 00	12:00-1:00	1:00-2:00	2:00-3:00
 <p>Assembly</p>	 <p>Maths</p>	 <p>breaktime</p>	 <p>Guided Reading</p>	 <p>Handwriting</p>	 <p>Writing</p>	 <p>Lunch Time</p>	 <p>Science</p>
				 <p>Spelling</p>			 <p>Click me!</p>
 <p>Dance and Movement</p>	<p>Remember to take some time out to do some exercise or dancing between your learning time!</p>						 <p>SPaG</p>
							

English

Today we are learning to:
Use adjectives to describe a character's feelings



Today, you will be reading our new story, 'The Promise.' You will be considering the main character, who is a young girl's, feelings as she wonders the streets of a hard and ugly urban area. This week's activities will be based on the first part of the story, up to the point where she opens the old lady's bag and makes a strange discovery!

Please see the English slides for more information.



Task:: Look at the following pictures taken from the text. Use an adjective to describe the character's feelings based on the events in the picture. Write in the 1st person, from the character's point of view using pronouns such as I, me, my etc.

Wider Curriculum

Science: <https://classroom.thenational.academy/lessons/how-can-you-make-a-string-telephone-68t6at>

This is the last lesson on Sound. In this lesson, you will learn how to make a string telephone. You will follow a scientific method and then write your own scientific method



Task:

Spellings: Practise your spellings. Be sure to go over your spellings daily for a spelling test on Friday. See the handwriting slide for further information



This week's spellings are:

Height
Increase
Island
Learn

history
important
knowledge
length

imagine
interest

Maths

This week we are studying:

Fractions of a Set of Objects

Please follow the links to the White Rose website to find today's lesson. Today's session is a revision session on remainders.


Lesson Video Link: <https://vimeo.com/510395871>

Lesson Activity sheet: <https://resources.whiterosemaths.com/wp-content/uploads/2020/01/Y3-Spring-Block-5-WO7-Fractions-of-a-set-of-objects-1-2019.pdf>

Today's Answers: <https://resources.whiterosemaths.com/wp-content/uploads/2020/03/Y3-Spring-Block-5-ANS7-Fractions-of-a-set-of-objects-1-2019.pdf>




VIPERS



In our VIPERS session today, the skill we will be using is: **Predict**
What do you predict the story might be about?

Hint! Who are the characters? Where is the setting? What might the problem be? How might this be solved? What might happen at the end of the story?



Listen to the story here:

<https://www.youtube.com/watch?v=onSOJvpgLyE&t=99s>

Read the story that is attached to today's remote learning pack.

WINK!

What I Need to Know:

Adjective- An adjective describes a noun. We can use adjectives to describe the feelings of a character.

Subordinating conjunction- A word that joins a subordinate clause with a main clause

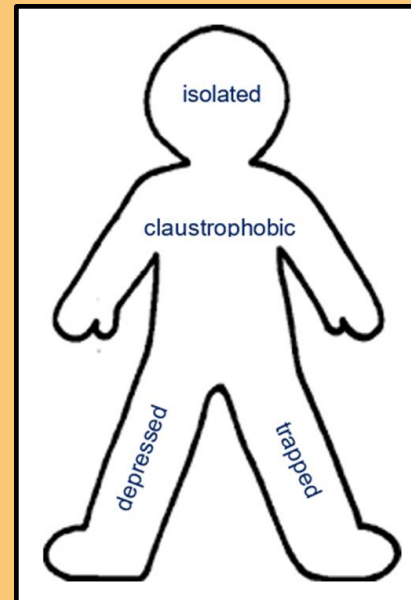

Complex sentence- A multicausal sentence with at least one main clause and one subordinate clause.

Main Clause- An independent thought which usually contains a subject, verb and an object.

Subordinate Clause- A clause that does not make sense on its own. It needs a main clause for it to make sense.



English: Setting Description



WIND!

What I Need to Do:



- Read the story up to the part when the main character discovers the peculiar contents inside the old lady's bag.
- Draw the outline of a person and inside write adjectives to describe the character's feelings- make them interesting! Use a thesaurus to up level your vocabulary choices.
- Write a complex sentence in role as the character to describe the feelings and explain why the character feels this way.

English

To use adjectives to describe a character's feelings


What is an adjective?

An adjective describes a noun. We can use adjectives to describe the feelings of a character.

Read The Promise or listen to the story here:

The Promise by Nicola Davies - YouTube (Stop at 1:39)

<https://www.youtube.com/watch?v=onSOJvpgLyE&t=99s>



Read up to the part when she discovers the acorns: “I held a forest in my arms, and my heart was changed.”

Draw an outline of the character and write down adjectives inside that describe the character's feelings in this part of the story. Use a dictionary to find the definition of these adjectives:

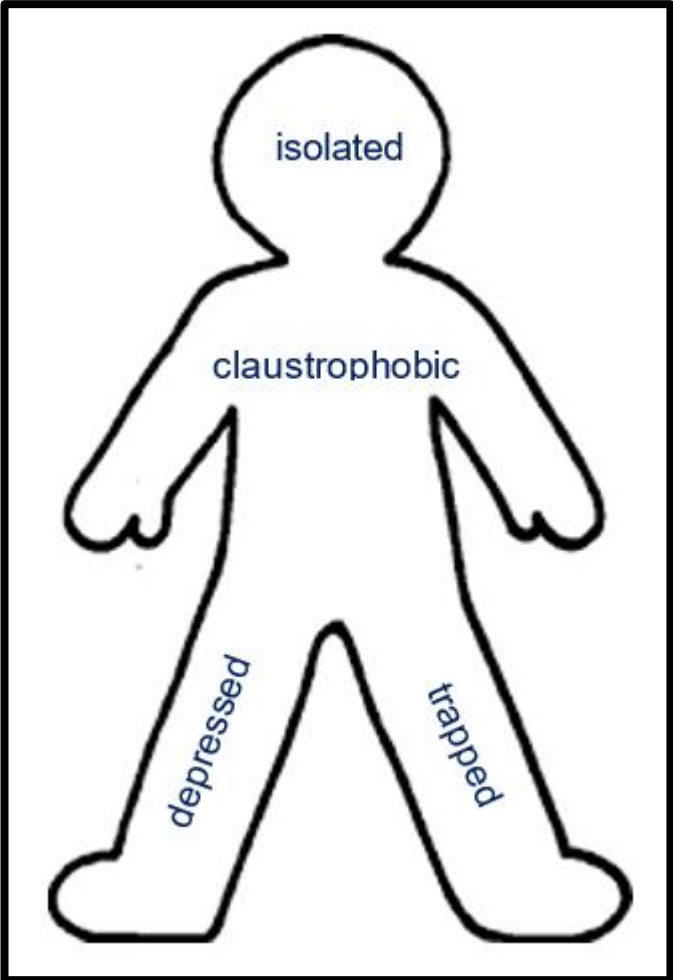
Isolated

Claustrophobic

Depressed

Trapped

E.g.:



Bad	Sad
Awful	Depressed
Rotten	Gloomy
Naughty	Miserable
Mean	Cheerless
Dreadful	Unhappy
Nasty	Gloomy
Wicked	Sorrowful
Lousy	Upset
Terrible	Downcast
Unpleasant	Tearful
Disagreeable	Somber

Task: Look at the following pictures taken from the text. Use an adjective to describe the character's feelings based on the events in the picture. Write in the 1st person, from the character's point of view using pronouns such as I, me, my etc.

E.g. As crowds of strangers jostled one another, I felt **claustrophobic** yet I seized the opportunity and sneakily slid my hand into a woman's pocket and stole its contents.

When I saw my next victim, frail and feeble, I felt as **sinister** as a criminal, as I knew I could snatch her handbag easily.


After I had snatched the bag, I sprinted as fast as my legs would carry me and I felt **elated** that I had stolen the handbag but I felt **curious** about the peculiar promise I had made.

Once I had realised that it was only acorns in the handbag, I felt **livid** because I felt I had wasted my time however my heart soon changed when I realised how green and perfect the acorns were and then I felt **hopeful**.

Please notice that these sentences are complex sentences. In each sentence there are subordinate clauses and main clauses. Challenge yourself by writing complex sentences.



The Promise



Grammatical Skills:

Adjectives to describe feelings
Complex sentence
Subordinating conjunction
Coordinating conjunction

English Working Wall

Extended Writing

This week:

Assessment Task:

Setting Description

Plot

This story is based on the joy of caring for our environment.

Told in the style of a fable, The Promise is about a young girl who must steal food and money to survive in the 'mean and hard and ugly' city – a grey and dreary environment, devoid of a single tree, flower or blade of grass.

One evening, she wrestles with a frail old woman for her handbag. The elderly lady relinquishes the bag on the condition the young girl plants what lies within. And so she does, planting acorn seeds all over the city.

Eventually, the seeds begin to grow, and the ugly, dark city is transformed into a green oasis and the people are transformed with happiness.

Then the little girl travels with her seeds to another city, and another, and another, until her bag of seeds is stolen from her by another young thief, who makes the same promise.

WINK

What I Need to Know:

Whole- A number that is complete e.g. 1,2,3 etc.

Fraction- part of a whole.

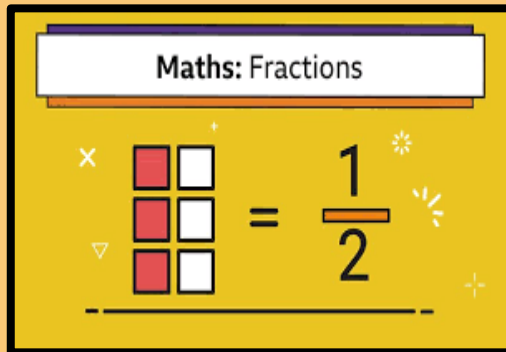
A fraction is made up of the numerator and denominator.

Numerator- the top number. This shows how many parts we have.

Denominator- the bottom number. This shows how many parts make a whole.



Maths: Fractions of A Set of Objects



WIND

What I Need to Do:

-Draw out the
Counters

-Share the counters equally (using the
denominator to show you how to share
the counters)



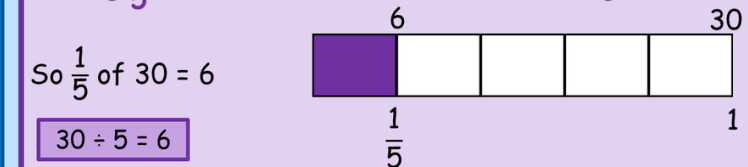
Stem Sentence

_____ of _____ is _____. I know
this because I can divide by the numerator
which is_____.

Finding fractions of amounts


The **denominator** tells us how many parts to divide into.

Finding $\frac{1}{5}$ of an amount is the same as dividing that amount by 5.



Fractions of a set of objects (1)

- 1 Here are some counters.




a) Circle $\frac{1}{4}$ of the counters.

b) How many counters did you circle?

c) What is $\frac{1}{4}$ of 12?

- 2 Draw counters in the bar models to help you complete each number sentence. The first one has been done for you.

a) $\frac{1}{2}$ of 8 = 

b) $\frac{1}{2}$ of 16 = 

c) $\frac{1}{4}$ of 8 = 

d) $\frac{1}{4}$ of 16 = 



3






To find a half I need
to divide by 2

Do you agree with Dexter? _____

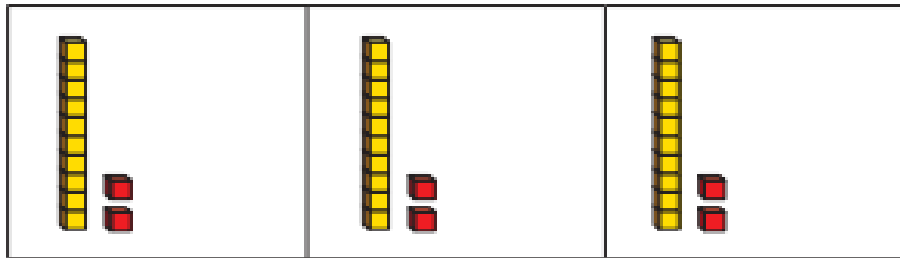
Talk about it with a partner.

4

Complete the table.

Fraction	Division	Example	Drawing
one half	divide by 2	$\frac{1}{2}$ of 6 = 3	
one quarter		$\frac{1}{4}$ of 8 = 2	
			
			

- 5 Huan uses a bar model and base 10 to find $\frac{1}{3}$ of 36



Use Huan's method to complete the calculations.

- a) $\frac{1}{3}$ of 63 = c) $\frac{1}{4}$ of 92 =
- b) $\frac{1}{4}$ of 48 =

- 6 Nijah uses a bar model and place value counters to find $\frac{1}{3}$ of 36



Use Nijah's method to complete the calculations.

- a) $\frac{1}{3}$ of 96 = c) $\frac{1}{4}$ of 52 =
- b) $\frac{1}{5}$ of 60 =

- 7 Which amount is greater? Tick your answer.

☐ $\frac{1}{3}$ of £75 or ☐ $\frac{1}{5}$ of £75

Show your workings.

- 8 Complete the number sentences.

- a) $\frac{1}{2}$ of = 30 c) $\frac{1}{5}$ of = 50
- b) $\frac{1}{4}$ of = 20

- 9 Rosie, Amir and Alex each find a fraction of 24 using counters.

Rosie: I have $\frac{1}{6}$ of 24

Amir: I have $\frac{1}{3}$ of 24

Alex: I have 6 counters.

- a) Order the children from least counters to most counters.

least counters most counters

- b) What fraction of the counters does Alex have?

- c) Rosie and Amir put their counters together.

Write their total number of counters as a fraction of 24

Spelling

Year 3 and 4 Statutory Spellings

height

history

imagine

increase

important

interest

island

knowledge

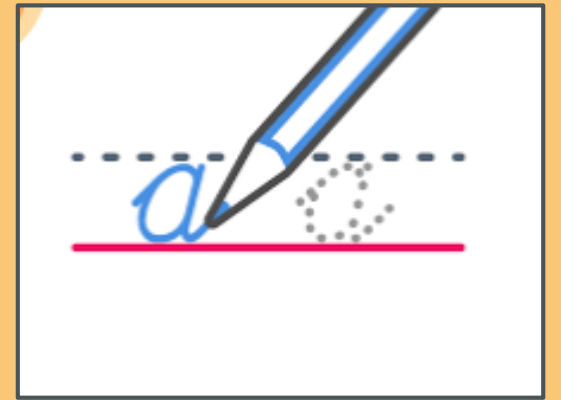
learn

length

Handwriting

Use a lined sheet of paper to practise using the cursive script.

Make sure ascenders (tall letters) go up to the line and descenders (letters with tails) go below the line.



di di di

da da da

nd nd nd

a b c d e

f g h i j k

l m n o p

q r s t u


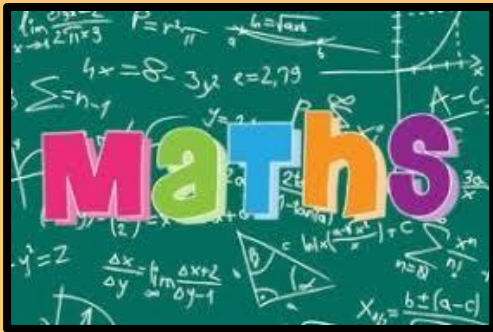
v w x y z

Watch a video clip here to help you with your joins:

<https://www.loom.com/share/b50fad546c584a5388330626fc61a7e2>

Assessment

Over the next two weeks, you will have two tasks daily to complete independently. One Maths task and one English task. I have sent your code to your grown ups, you will need this code to be able to access the Maths and English assessment. It is important that you complete these tasks by yourself without help from your grown-ups. Try your best! This will help me know what I need to teach you when we return to the classroom. You can do your working out or a draft copy of writing on paper first and then type in your answer. Once, you are happy with your responses click “I’m done!” and it will be sent automatically to me.



<https://app.teachermade.com/begin/43f91f2e-5b9a-4fb9-b532-bc83d56250d8>

<https://app.teachermade.com/begin/7d99b2b1-e2b9-4f8a-bb5b-d120e30b3c78>