



NEW VALLEY PRIMARY SCHOOL REMOTE LEARNING




At New Valley, we
are proud to:

Year 4

Maple Class

Week Beginning 01/03/2021



Year 4 Maple Class

Monday 1st March 2021



8:45-9:00 9:00- 10:00 10:00- 10:15 10:15- 10:45 10:45-12: 00 12:00-1:00 1:00-2:00 2:00-3:00

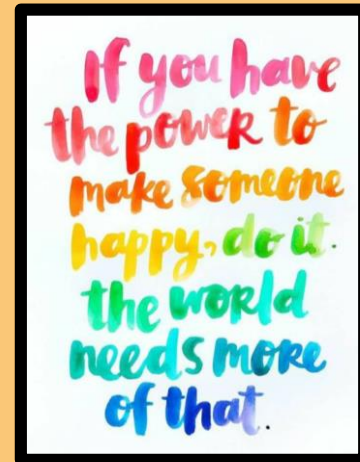
| | | | | | | | |
|---------------------|------------------|----------------------|---------------------------|------------------------|--------------------|-----------------------|--------------------|
| Assembly | Maths | breaktime | Guided Reading | Handwriting | Writing | Lunch Time | Science |
|---------------------|------------------|----------------------|---------------------------|------------------------|--------------------|-----------------------|--------------------|



Vocabulary
Infer
Predict
Explain
Retrieve
Summarise

Spelling

| | |
|----|---|
| I | ✓ |
| am | ✓ |
| we | ✓ |
| me | ✓ |



Remember to take some time out to do some exercise or dancing between your learning time!

SPaG

English

Today we are learning to:
Use a variety of coordinating conjunctions



Today, you will be using the acronym FANBOYS to help you use a wider variety of coordinating conjunctions. You will be revising how to punctuate compound sentences by recognising that compound sentences have two main clauses joined by a coordinating conjunction.

Please see the English slides for more information.



Task: Write out the compound sentences and insert the correct coordinating conjunction.



Wider Curriculum

Science: Create an information leaflet all about 'Sound' to show off all your learning during Lockdown Learning. Make them attractive and interesting so I can display these on our science board in the classroom. If you made a string telephone- bring it into school- let's put it on display!

Answer the following questions in your information leaflet:

What is sound? How are different sounds produced? What are pitch and frequency? What do we mean by amplitude of sound? What is acoustics?

Video link: <https://classroom.thenational.academy/units/sound-d324>

Task:

Spellings: Practise your spellings. Be sure to go over your spellings daily for a spelling test on Friday. See the handwriting slide for further information

This week's spellings are:

| | | | |
|----------|--------------|----------|---------|
| Library | Material | Medicine | Mention |
| Minute | Natural | Naughty | Notice |
| Occasion | Occasionally | | |

Maths

This week we are studying:
Decimals

Please follow the links to the White Rose website to find today's lesson. Today's session is a revision session on remainders.


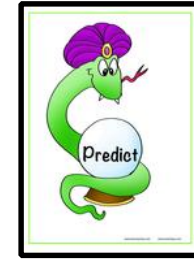
Lesson Video Link: <https://vimeo.com/516830429>

Lesson Activity sheet: <https://resources.whiterosemaths.com/wp-content/uploads/2020/01/Y4-Spring-Block-4-D1-Recognise-tenths-and-hundredths-2019.pdf>

Today's Answers: <https://resources.whiterosemaths.com/wp-content/uploads/2020/01/Y4-Spring-Block-4-ANS1-Recognise-tenths-and-hundredths-2019.pdf>

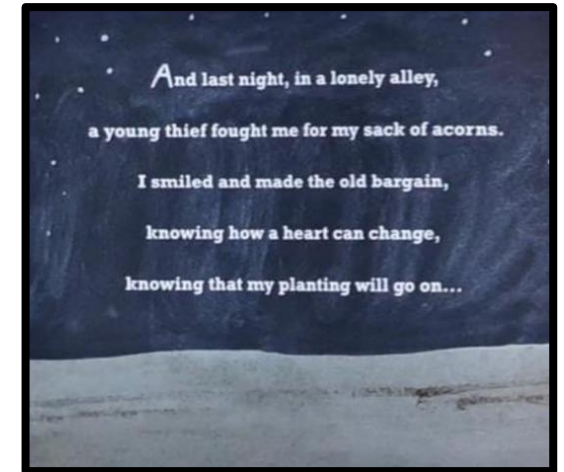


VIPERS



In our VIPERS session today, the skill we will be using is: **Predict**

Read the last page of the story.



What do you predict will happen next with the young thief?

Write the next page of the story, when the thief opens the bag, only to find acorns. How does he feel and What does he do?

Illustrate your writing with pictures similar to those in The Promise.

Listen to the story here:

<https://www.youtube.com/watch?v=onSOJvpgLyE&t=99s>

English

L.O: To use a variety of coordinating conjunctions

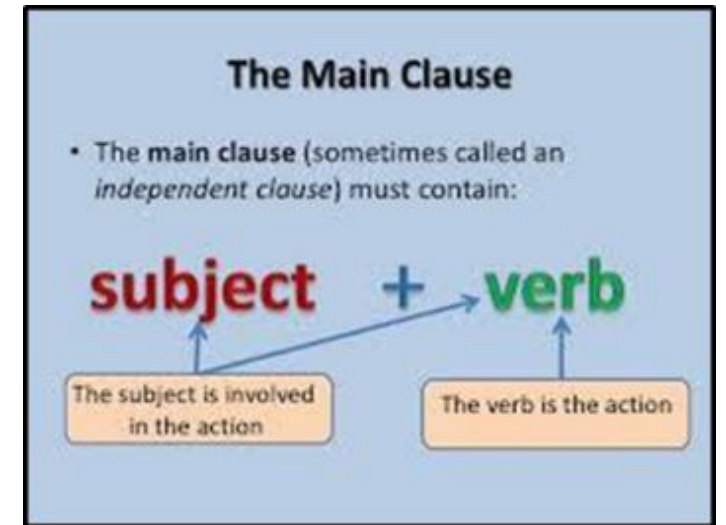
What is a main clause?

A main clause is one that can stand alone as a sentence in its own right. It must contain a subject and a verb and sometimes contains an object.

A subject is what the sentence is about and does the action.

A verb is a doing or action word. It is also a state of being.

The object is the thing or person that is involved in the action but not doing the action.



What is a compound sentence?

A compound sentence is a sentence that has two main clauses joined by a coordinating conjunction.

What is a Coordinating Conjunction?

A coordinating conjunction is used to join two main clauses together.

In Year 4, it is important that you use a wide variety of coordinating conjunctions.

At the moment, lots of you are only using and, but and so. You must get into the habit of using ALL the coordinating conjunctions.

We can use FANBOYS to help us:



TASK: Write out the compound sentences and insert the correct coordinating conjunction.

For And Nor But Or Yet So

The streets were mean, hard and ugly _____ the people were mean, hard and ugly too.

No one ever smiled _____ did they laugh.

I planted the seeds _____ I had made a promise.


I wanted to change my life _____ I did not know how too.

The streets looked bleak _____ I decided to plant the seeds.

My city had changed _____ there was more work to be done in other places.

People could plant seeds in the parks and gardens _____ they could plant them on balconies and rooftops.

The Promise



Grammatical Skills:

Variety of Coordinating
conjunctions
Compound sentences

English Working Wall

Extended Writing

This week:

Revising Grammar Skills

On Friday you will write a
reflection on your experience
of Lockdown

Plot

This story is based on the joy of caring for our environment.

Told in the style of a fable, The Promise is about a young girl who must steal food and money to survive in the 'mean and hard and ugly' city – a grey and dreary environment, devoid of a single tree, flower or blade of grass.

One evening, she wrestles with a frail old woman for her handbag. The elderly lady relinquishes the bag on the condition the young girl plants what lies within. And so she does, planting acorn seeds all over the city.

Eventually, the seeds begin to grow, and the ugly, dark city is transformed into a green oasis and the people are transformed with happiness.

Then the little girl travels with her seeds to another city, and another, and another, until her bag of seeds is stolen from her by another young thief, who makes the same promise.

WINK

What I Need to Know:

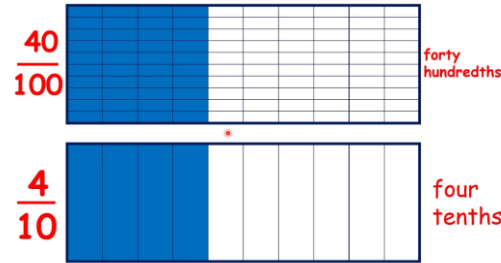
Tenth- One part in ten equal parts.

Hundredth- One part in one hundred equal parts.

Partition- Showing parts of a number



Maths: Tenths and Hundredths



WIND

What I Need to Do:

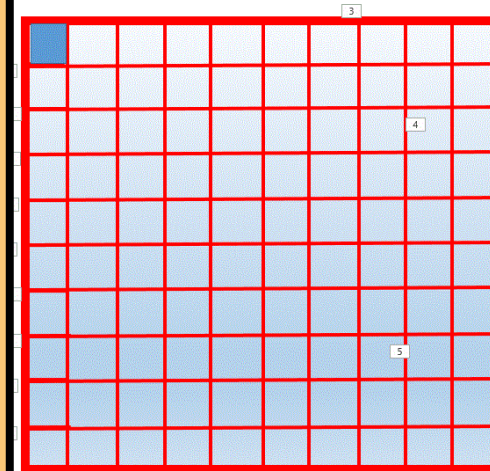
- Shade the fraction in the hundred square
- Write the fraction



Stem Sentence

I have represented _____ because _____ squares are shaded.

Can you see how many tiny squares are in the big square



Yes. That's right.
There are 100

Each tiny square is

$$\frac{1}{100}$$

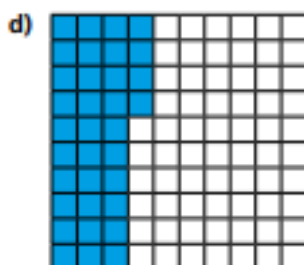
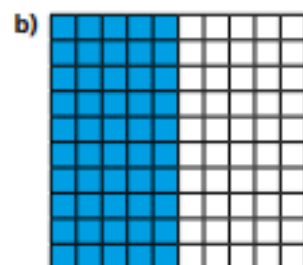
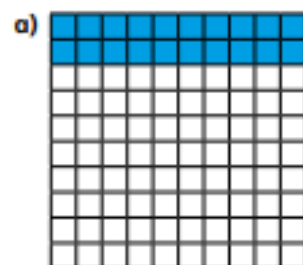
As a decimal,
we can write this as

$$0.01$$


Recognise tenths and hundredths

- 1 The hundred square represents 1 whole.

What fraction of each hundred square is shaded?



- 2 Here is a hundred square.



What fraction of the whole does each represent?

a) 4 full rows =

b) 6 full columns =

c) 13 squares =

d) 2 full rows and 5 squares =

e) 3 full columns and 8 squares =

- 3 Complete the sentences.


a) 4 tenths is equivalent to hundredths.

b) 70 hundredths is equivalent to tenths.

c) 5 tenths is equivalent to hundredths or 1 _____

4

One row is one tenth and one column is one tenth, so if I colour one row and one column on my hundred square I will have shown 2 tenths.



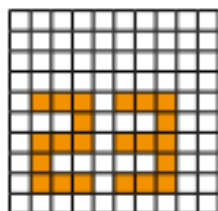
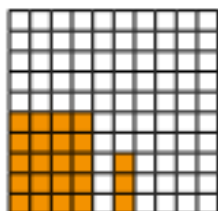
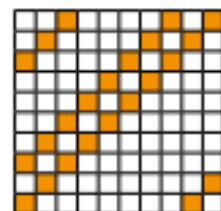
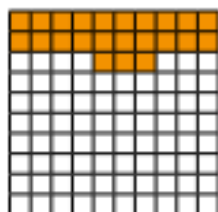
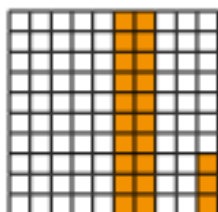
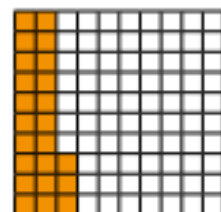
Is Dexter correct? _____

Explain your answer.

You may use the hundred square to help you.

5

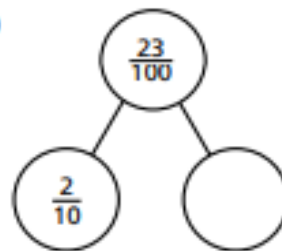
Tick the hundred squares with $\frac{23}{100}$ shaded.



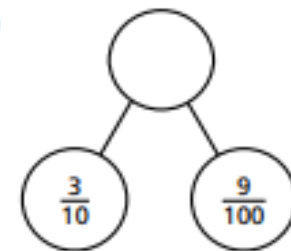
6

Complete the part-whole models.

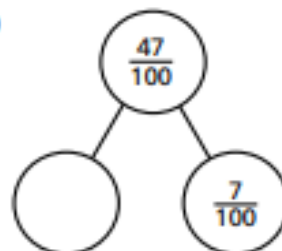
a)



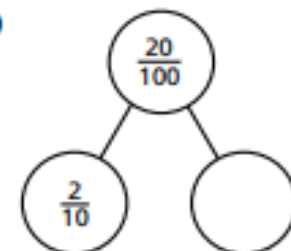
c)



b)



d)



7



Annie

$$\frac{73}{100} = \frac{7}{10} + \frac{3}{100}$$











Ron

$$\frac{73}{100} = \frac{6}{10} + \frac{13}{100}$$

Who is correct? _____

How many ways can you partition $\frac{73}{100}$?



Spelling

Year 3 and 4 Statutory Spellings

library

material

medicine

mention

minute

natural

naughty

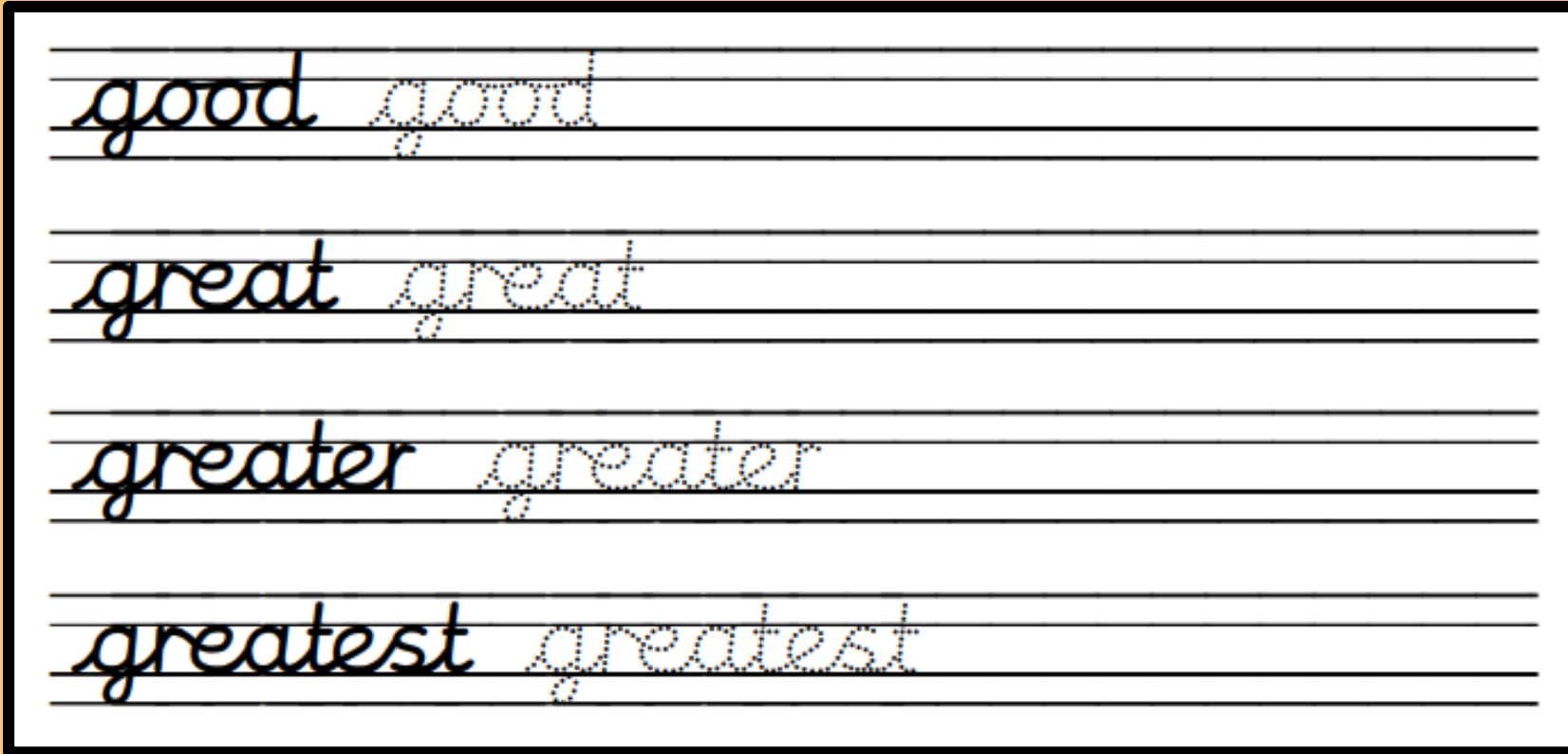
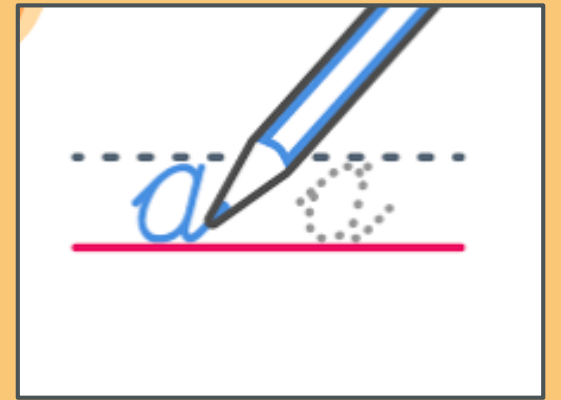
notice

occasion

occasionally

Handwriting

Use a lined sheet of paper to practise using the cursive script.
Make sure ascenders (tall letters) go up to the line and descenders (letters with tails) go below the line.



Watch a video clip here to help you with your joins:

<https://www.loom.com/share/b50fad546c584a5388330626fc61a7e2>

Assessment

This week please continue to complete the assessment tasks independently.

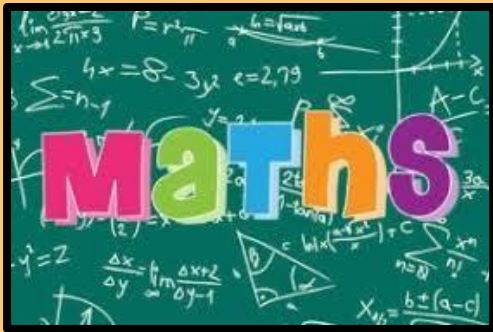
The code is the same from last week.

This week the English assessment task will focus on your punctuation and grammar skills.

Maths will continue to test you on the skills you have covered in Year 4.

Please continue to log into Times Tables Rock Stars everyday for at least 15 minutes. I will be using this information to assess your knowledge of the times tables facts!

Well done to those of you who have consistently sent me work. This has helped me really understand what you know and will help me support you as we 'bounce back' and return to the classroom.



<https://app.teachermade.com/begin/4e797eca-b853-4a2f-a4b9-b772af5d5f8a>

<https://app.teachermade.com/begin/7ef3b782-2d60-41c7-88fd-25f2e20320e0>

Homework: Movement Break



Calling all dancer, movers and shakers!

You know that I love to dance between lessons! Please select a song with a good beat that we can get moving to so we can wake up and shake up before our learning!

Success Criteria:

- Good, positive tune (Lyrics suitable for children!)
- Variety of simple dance moves we can all follow (no backflips!)
- Little movement so we can observe social distancing
- Repeat the moves for the chorus or verse (So we can all remember it!)
- Learn your routine off by heart so you can share it with the class



The best routine will be selected for us to use in class so get dancing!!!!

