

Year 4 Maple Class

Friday 26th February 2021



Keep practising those
times tables!

8:45-9:00



Assembly

9:00- 10:00



1 + 2 = 3

Maths

10:00- 10:15



breaktime

10:15- 10:45



Guided Reading

10:45-11:00



Snack Time

11:00-12:00



PE

12:00-1:00



Spelling

1:00-2:00



Lunch Time

2:00-3:00



Writing



Silent Reading

Remember to take some time out to
do some exercise or dancing between
your learning time!

Every Friday- be sure to
check out the Wow Work
page! Let it be you next
time!

Use the link sent out
earlier this week for
Teams!



Dance and Movement

English

Assessment



Today we are learning to: Write a setting description independently

Task: Write a setting description in role as the young girl walking through the streets of her city.



Success Criteria:

- Main and multiclausal sentences punctuated accurately with a capital letter and full stop.
- Coordinating and Subordinating conjunctions
- Variety of punctuation- Question mark, exclamation mark
- Expanded noun phrases
- Prepositions
- Use your senses to describe what you see, hear, smell, feel, taste
- Descriptive techniques: Personification, Simile, Metaphor
- Paragraphs



Wider Curriculum

PE : Here is a Throwing and Catching session with Croydon Sports Partnership. Enjoy!

Lesson Video Link:

<https://www.youtube.com/watch?v=Es7nW4PbfFY>

PE : Why not have a session with Joe Wick? Click the icon for more PE with Joe!



Spelling Test:

Ask someone in your household to test you on this week's spellings. Here they are:

Height
Increase
Island
Learn

History
Important
Knowledge
Length

Imagine
Interest



Handwriting: Take a look at the Handwriting slide.

Maths

This week we are studying:

Fractions

Please follow the links to the White Rose website to find today's lesson

Lesson Video Link:

Task: Create a poster all about fractions showing all the learning you have

Completed during this topic.


Include: What is a fraction?

Define these words and give examples: Unit fraction, non-unit fraction, denominator, numerator, whole, part, fraction wall, equivalent fraction, proper fraction, improper fraction

Look at the slides for a examples!




VIPERS



Skill: Explain


Task: Acorns are a symbol of hope in this story.

Explain why you think acorns could represent hope in the city.



Listen to The Promise here:

<https://www.youtube.com/watch?v=onSOJvpgLyE>



Task: Write a description of a dragon.

The dragon was massive and fierce. He had sharp, spiky teeth. The colour was a bright, neon orange with dark, maroon red wings. He could destroy Australia if he pleased (glad he hasn't). He could fly higher than Big Ben but he was way too lazy. (I live in London, I'm glad). His tail was as pointy as a cactus and was as dangerous as sitting on mars with no astronaut suit (and bare hands (ouch)). He could breathe fire hotter than the sun. The fire would reach past all seven seas and back! He looks adorable when sleeping but I assure you, you don't want to mess with him.

Brooke

A fantastic description of a dragon- you used a wide variety of punctuation and great descriptive phrases.

Task: Write a short story about an enchanted unicorn.

I was telling the village children a tale of bravery and travesty. How he fought heroically at the battle of helmets deep. He tried his hardest to do it but in the end he couldn't come to harm his rival and his friend. Suddenly he was locked in shackles and pushed to the ground, him and his clan were now slaves. In his cell he was with the mightiest warriors. "I was among them. We had devised a plan, and we each did our part of the plan. We fought off the guards and ran are separate ways" I was alone and wounded in the forest, I wondered across to a distant empty village which we now call home. That leads me back to present day. I finish my story with the final line "And we have lived in peace ever since"

Science Cup telephone

1. First, unroll the end of the string and an adult to help you make a hole in the end of the cup.
2. Then, thread the string through the holes in each cup.
3. Tie a knot in the string, in the cup.



Leoni

A budding scientist! Well done for writing out instructions and making a string telephone!

WOW Work!

Fraction Division Example Drawing

One Quarter	Divided by 4	$\frac{1}{4} \div 4 = 2$	
One Third	Divided by 3	$\frac{1}{3} \div 3 = 5$	
One fifth	Divided by 3	$\frac{1}{5} \div 3 = 3$	

Eliza

Good start with finding a fraction of amounts. Great pictorial representations and understanding that you can use division to help solve these questions.

Patrick

Wow! An impressive use of the English language.

Zian

Super work on using division and multiplication to help you find fractions of quantities and great pictorial representations to prove your understanding.

Malia

Great job spotting similes in the text and you take great pride in the presentation of your work- keep it up!

Task: Write a short story about an enchanted unicorn.

Deep down in a beautiful forest there lived a magical enchanted unicorn that was white like snow. The unicorn was enchanted just like the forest she lived in. The forest was a calm place where trees moved in the wind and the sound of animals made it feel like magic. One day the beautiful white unicorn went on an adventure through the mysterious forest to see if she could find other enchanted animals just like her.

Ruby

A truly enchanting story with vivid descriptions- well done!

English


When I was young I lived in a city that was mean and hard and ugly. Its streets were city and cracked by heat and cold, and never blessed with rain.

A gritty, yellow wind blew constantly, scratching round the buildings like a hungry dog.

Nothing grew. Everything was broken. No one ever smiled.

The people had grown as mean and hard and ugly as their city and, I was mean and ugly, too. I lived by stealing from those who had almost as little as I did. My heart was as shriveled as the dead in the park.

The Promise



Grammatical Skills:

Adjectives to describe feelings
Complex sentence
Subordinating conjunction
Coordinating conjunction
Personification
Simile
Metaphor

English Working Wall

Extended Writing

This week:

Assessment Task:

Setting Description

Plot

This story is based on the joy of caring for our environment.

Told in the style of a fable, The Promise is about a young girl who must steal food and money to survive in the ‘mean and hard and ugly’ city – a grey and dreary environment, devoid of a single tree, flower or blade of grass.

One evening, she wrestles with a frail old woman for her handbag. The elderly lady relinquishes the bag on the condition the young girl plants what lies within. And so she does, planting acorn seeds all over the city.

Eventually, the seeds begin to grow, and the ugly, dark city is transformed into a green oasis and the people are transformed with happiness.

Then the little girl travels with her seeds to another city, and another, and another, until her bag of seeds is stolen from her by another young thief, who makes the same promise.

WINK!

What I Need to Know:

Paragraph- Includes a group of sentences about a particular topic within a piece of narrative.

Adjective- Describes a noun

Expanded Noun Phrase- Made up of a determiner, list of adjectives, noun and prepositional phrase

Simile- Describing an object by comparing it with another object and using the words 'as' or 'like'

Metaphor- Describing something by directly saying it is something else

Personification- Giving an object or animal human characteristics



English: **Setting** **Description**

WIND!

What I Need to Do:

Write a setting description based on the mean, hard, ugly city in The Promise (before the acorns were planted).



English

L.O: To write a setting description from the point of view of a character

Assessment Task: This task should be done independently. Your grown ups should not help you for this piece of writing as it will help me to understand your writing ability. This information will help me prepare suitable English lessons for when we return to the classroom.

Task: Write a setting description in role as the young girl walking through the streets of her city. Remember, you have written a setting description recently, when you described the Contessa's garden so think carefully about what makes a good setting description.

Things to include:

- Main and multiclausal sentences punctuated accurately with a capital letter and full stop.
- Coordinating and Subordinating conjunctions
- Variety of punctuation- Question mark, exclamation mark
- Variety of sentence starters e.g. Fronted Adverbials
- Expanded noun phrases
- Prepositions
- Use your senses to describe what you see, hear, smell, feel, taste
- Descriptive techniques: Personification, Simile, Metaphor
- Paragraphs



English Resources

Subordinating Conjunctions

Here are 10 of the most common subordinating conjunctions. They are used at the beginning of a subordinating clause which is a clause that doesn't make sense on its own.



Similes:

When two things are compared using **like** or **as**

***sweet as a honeybee**

***roar like a lion**

Bad

Awful
Rotten
Naughty
Mean
Dreadful
Nasty
Wicked
Lousy
Terrible
Unpleasant
Disagreeable

Sad

Depressed
Gloomy
Miserable
Cheerless
Unhappy
Gloomy
Sorrowful
Upset
Downcast
Tearful
Somber

Co-ordinating Conjunctions

There are seven co-ordinating conjunctions. They give equal importance to the words or sentences they connect.



Metaphors

A comparison in which one thing is said to be another.

Example:

She is a walking dictionary.

Prepositions

through

opposite



beside



behind



between

across



in



on

around

upon



below

to



next to



up

down


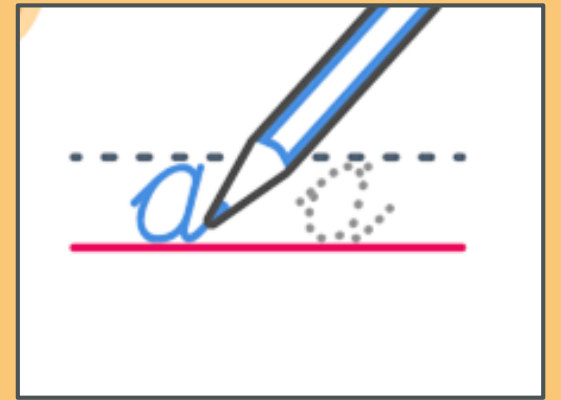
above

near


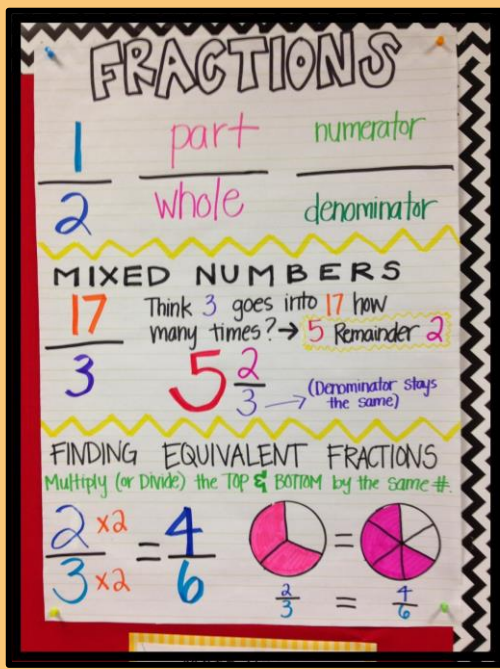
outside

Handwriting

Use a lined sheet of paper to practise using the cursive script.
Make sure ascenders (tall letters) go up to the line and descenders (letters with tails) go below the line.



Watch a video clip here to help you with your joins:
<https://www.loom.com/share/b50fad546c584a5388330626fc61a7e2>



Maths

This is an opportunity for you to revise all you have learnt about fractions. Create a poster including: Explanations and pictures to explain the following:

Fraction Unit fraction Non-unit fraction

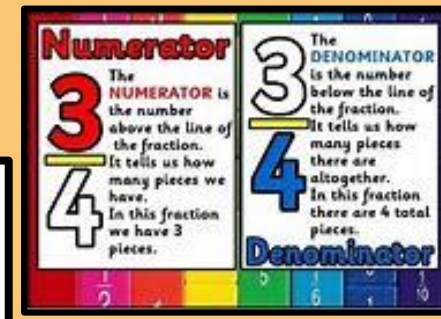
Denominator Numerator Whole Part

Fraction wall Equivalent Fraction

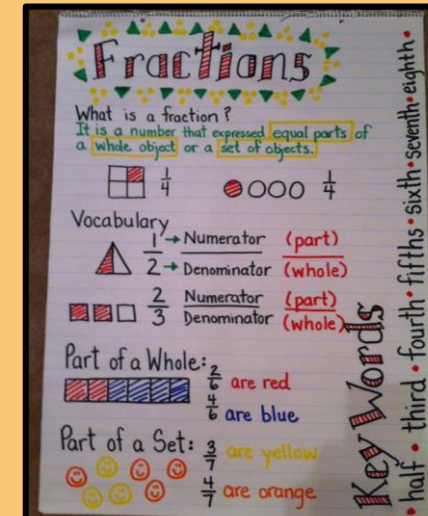
Proper Fraction Improper fraction

Adding Fractions Subtracting fractions

Make your poster spectacular!
I would like to display some of these in our new classroom when we return to school.
Due: Monday 8th March 2021



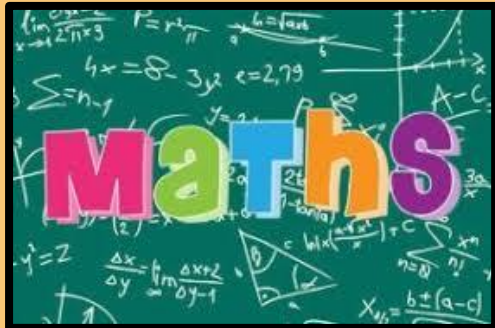
Proper Fraction	Improper Fraction	Mixed Number
$\frac{1}{2}$	$\frac{6}{5}, \frac{3}{3}$	$8\frac{1}{2}$
A fraction with a numerator that is less than the denominator.	A fraction with a numerator that is greater than or equal to the denominator.	A combination of a whole number and a fraction.



Assessment

Remember to complete these tasks independently. Today you have a SPaG test which is Spelling, Punctuation and Grammar.

Your code is the same one I sent to your grown-ups at the beginning of the week. It is important that you complete these tasks by yourself without help from your grown-ups. Try your best! This will help me know what I need to teach you when we return to the classroom. You can do your working out on paper first and then type in your answer. Once, you are happy with your responses click “I’m done!” and it will be sent automatically to me. If you have not got your code, let me know in our Teams meetings.



<https://app.teachermade.com/begin/bc3ec5c1-85e3-4b08-9f92-1a52dd61d30f>

<https://app.teachermade.com/begin/f6c4076e-3951-4cf9-85bb-6bde3ef791e4>