


**KEEP CALM
FINALLY
IT'S
OVER**

Year 4 Maple Class

Friday 5th March 2021



Keep practising those times tables!

8:45-9:00

9:00- 10:00

10:00- 10:15

10:15- 10:45





10:45-11:00

11:00-12:00

12:00-1:00

1:00-2:00

2:00-3:00



Remember to take some time out to do some exercise or dancing between your learning time!


LOOKING FORWARD TO SEEING YOU

many thanks
FOR ALL YOUR HARD WORK

English

Mr Steward has prepared a special writing task for you today See the separate document to find out your English task for today!



Reminders!

Monday 8th March 2021- We return to school ready to bounce back with our learning.

Start Time: 8:45
Finish Time: 2:50



Drop off and collection: KS2 Gate

PE days: Monday and Friday so please wear your PE kits into school every Monday and Friday!



Grown ups please remember to wear your face masks!

Wider Curriculum

PE : Here is a PE session with Croydon Sports Partnership. This week has an animal theme to it- enjoy!

Lesson Video Link:

https://www.youtube.com/watch?v=o_RXSKeUuYI

Movement Break : Keep practicing and perfecting your choreography for our movement break. Get ready to share a simple routine on Monday 8th March as I'd like to pick one for us all to learn for our class brain break!



Spelling Test:

Ask someone in your household to test you on this week's spellings.

Here they are:

Library **Material** **Medicine** **Mention**
Minute **Natural** **Naughty** **Notice**
Occasion **Occasionally**



Maths **siting**: Take a look at the Handwriting slide.

This week we are studying:

Tenths on a Number line

Please follow the links to the White Rose website to find today's lesson

Lesson Video Link: <https://vimeo.com/518282932>



Worksheet: <https://resources.whiterosemaths.com/wp-content/uploads/2020/01/Y4-Spring-Block-4-WO4-Tenths-on-a-number-line-2019.pdf>

Answer sheet: <https://resources.whiterosemaths.com/wp-content/uploads/2020/01/Y4-Spring-Block-4-ANS4-Tenths-on-a-number-line-2019.pdf>


VIPERS



Skill: Summarise

Task:


Write a summary of what The Promise is about.
Who are the characters?
What happened at the beginning of the story?
Where is the setting?
What problem does the character experience?
What happens in the end?
What lesson can we learn from the story?



Listen to The Promise here:

<https://www.youtube.com/watch?v=onSOJvpgLyE>

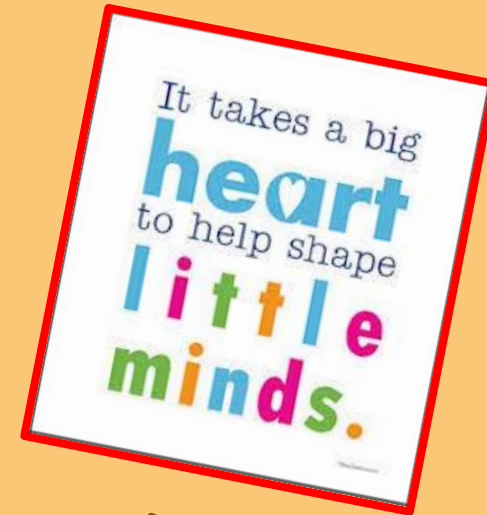
WOW Wall!

THANK YOU 
Just isn't enough




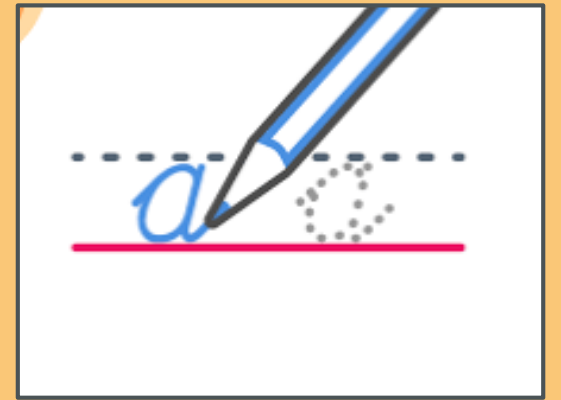
This week's WoW wall is dedicated to your parents and carers!!!!
They have done an absolutely fabulous job in supporting you so give them a clap, a huuuge hug, do a little dance for them or something a little special because they deserve it!

Thank you grown ups- your support has been AMAZING!



Handwriting

Use a lined sheet of paper to practise using the cursive script.
Make sure ascenders (tall letters) go up to the line and descenders (letters with tails) go below the line.




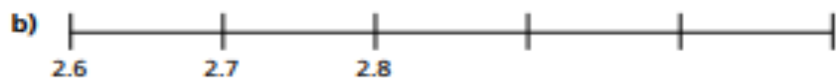
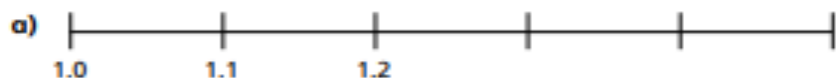
Watch a video clip here to help you with your joins:
<https://www.loom.com/share/b50fad546c584a5388330626fc61a7e2>

Tenths on a number line

1 Fill in the decimal numbers on each number line.

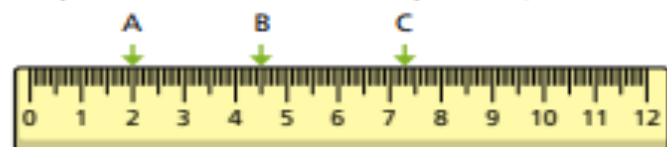


2 Complete the number lines.



3 Here is a ruler with centimetres as whole numbers and millimetres as tenths.

Complete the sentences about points A, B and C.



Point A is cm along the ruler.

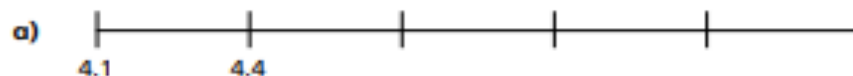
Point B is cm and mm along the ruler.

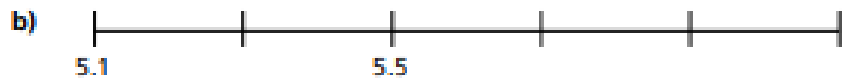
As a decimal it is cm.

Point C is cm and mm along the ruler.

As a decimal it is cm.

4 Complete the number lines.

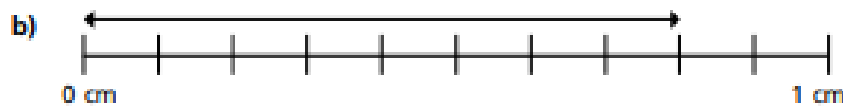




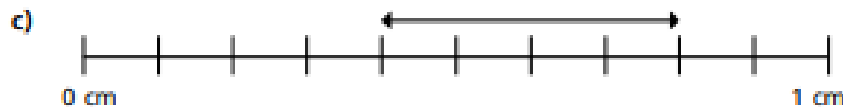
5 How long is each line?



The line is cm long.



The line is cm long.



The line is cm long.

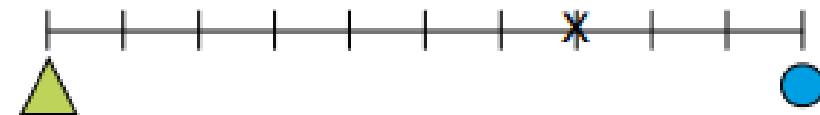
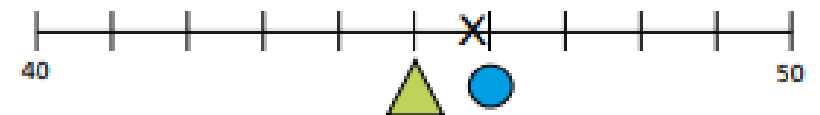
How would your answers have been different if given in millimetres?



6 Draw arrows to estimate the position of the numbers on the number line.



7 The triangle, circle and cross have the same value on both lines. Work out the values.



= = =

Create your own problem like this for a friend.

Homework: Movement Break



Calling all dancers, movers and shakers!

You know that I love to dance between lessons! Please select a song with a good beat that we can get moving to so we can wake up and shake up before our learning!

Success Criteria:

- Good, positive tune (Lyrics suitable for children!)
- Variety of simple dance moves we can all follow (no backflips!)
- Little movement so we can observe social distancing
- Repeat the moves for the chorus or verse (So we can all remember it!)
- Learn your routine off by heart so you can share it with the class

Get ready to share on
Monday 8th March 2021-
our first day back!



The best routine will be selected for us to use in class so get dancing!!!!

