




NEW VALLEY PRIMARY SCHOOL

REMOTE LEARNING

WEDNESDAY 24TH FEBRUARY



At New Valley, we
are proud to:

Year 3 Pine Class Week Beginning 22/2/2021

Work should be photographed or scanned and
returned to me at pine@newvalleyprimary.com











Pages to print today (if you
wanted)

Pages: 5, 6, 9, 10 and 11



Pine Class

Recommended Daily Timetable

9 – 9.30	9.30 – 10	10 – 10.30	10.30 – 11	11 – 11.30/ 11.30 – 12	12 – 1	1 – 1.30	1.30 – 2	2 – 2.30/ 2.30 – 3
Wake and shake	Vipers	Spelling/ handwriting	Brain break	Video call	Lunch	Wider curriculum	Brain break	Video call
 Wake up Shake up  Exercise		 Handwriting  Spelling						

Wake and shake - There are many different videos on YouTube for wake and shake or children can follow a Joe Wicks video to get them ready for the day!

Brain breaks - In school, children have enjoyed watching Jack Hartmann brain breaks but there are a variety of different videos. Encourage children to take brain breaks or exercise breaks throughout the day!

Handwriting - children to practice writing descending letters and ensuring that they are hanging below the line.

Spellings - children can practice spellings in any way that they wish. This could be through drawing words and pictures, look, cover spell or any other way that they have practised previously.





English:

L.O: To be able to use subordinating conjunctions.

Today we are going to be recapping subordinating conjunctions. A subordinating conjunction is a word that joins sentences together. These are usually sentences that would not make sense on their own.

On Friday we are going to be writing a short diary entry about the boy waking up and going into the forest.

Task:

Look at the picture and write sentences using the subordinating conjunctions. Think about how you can make your sentence exciting.

Maths - This week we are going to recap on addition and subtraction. Today we will be looking at bridging 10. We are going to see how many jumps to get to the next 10. Remember to count in 10s to help: 10, 20, 30, 40, 50, 60, 70, 80, 90, 100



Wider Curriculum

ART

We are going to stick to the theme of recycling and make a kite out of a plastic bag.

<https://www.bbc.co.uk/cbbc/joinin/art-ninja-make-a-superhero-kite>

Why is it important to recycle plastic bags?
Are there any other ways that we could recycle plastic bags?
What is plastic pollution?



Handwriting -

As it is wellbeing Wednesday we are going to practise our pencil control.


Spellings:

This week we are going to look at the suffix 'ation'.
information, creation, donation, animation, conversation, preparation



We are reading 'Into the Forest' and today we are looking at page 6:

1. If Mum asked a question, what do you think it would be?
2. Why was he taking a cake to Grandma?
3. What fantastic stories do you think Grandma would tell?
4. Why should they not go through the forest even though it is shorter?
5. What do you think Mum would look like? Draw a picture.



Maths - addition and subtraction

Wind and Wink

What we know already:

We can use the column method to add and subtract numbers.

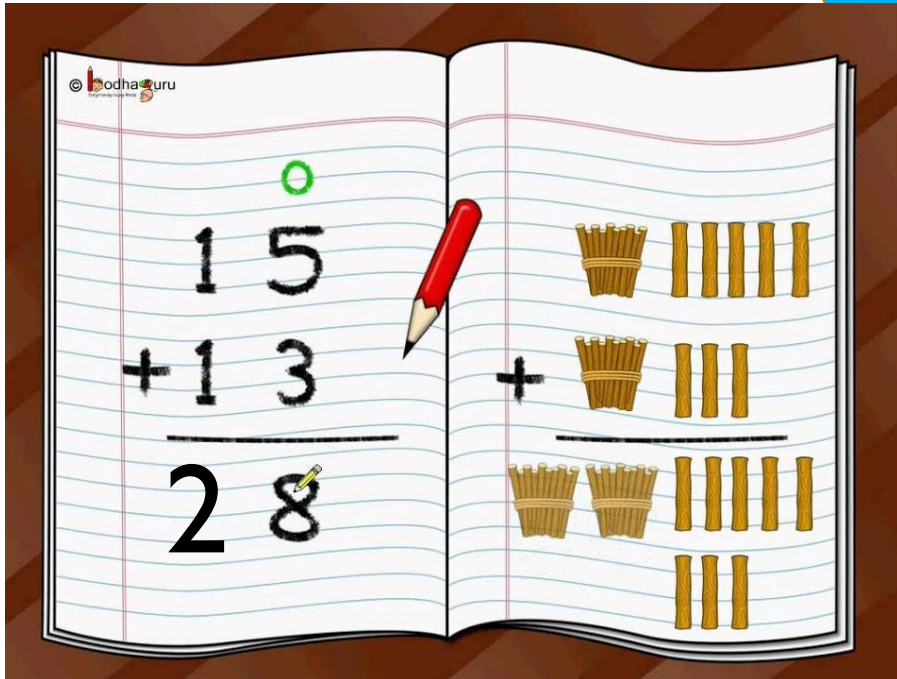
Key words:
add
addition
more
exchange
tens
ones
hundreds

What we need to do:

When we are crossing 10 we need to remember to exchange ten ones for a ten.

$8 + 3 = 11$ so I change 11 ones into 1 ten and 1 one and then put the ten into the tens column.

$30 + 90 = 120$ but I add the extra 10 and it is now 130. So I put the 100 in the correct column.



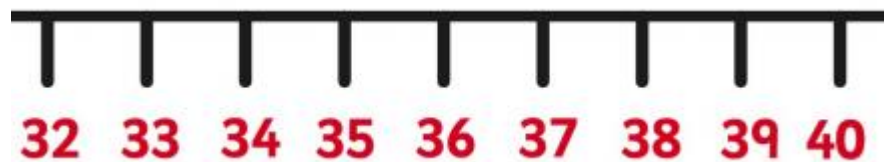
$$\begin{array}{r} 38 \\ + 93 \\ \hline 131 \\ \hline 1 \end{array}$$



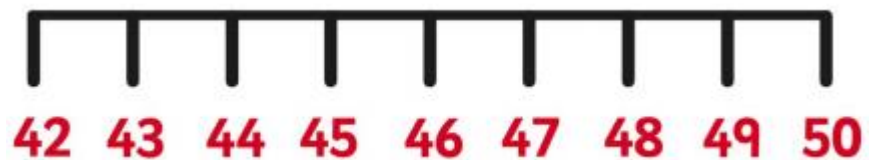
$$14 + _ = 20$$



$$35 + _ = 40$$



$$32 + _ = 40$$



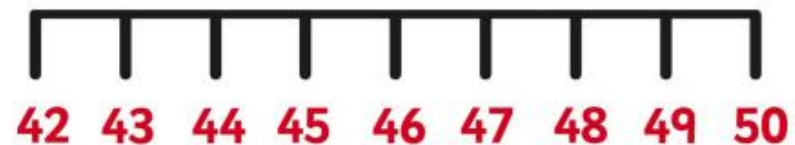
$$42 + _ = 50$$



$$13 + _ = 20$$



$$31 + _ = 40$$



$$45 + _ = 50$$



$$24 + _ = 30$$

To continue to recap on previous learning, here is a Flashback 4.

Click on the picture to take you to hit the button. This is great to practise your times tables!



Flashback 4

Year 3 | Week 4 | Day 2

1) How much money is there altogether?

2) Divide 52 by 4

3) Multiply 22 by 4

4) Find the total of 572 and 196

English Working Wall

Thanks for not printing this page!

Use this working wall to help remember what we have already learnt.

L.O: to understand the different sentence types.

command - telling someone to do something. 'Go and get your coat.'

question - asking a question. 'What is your favourite food?'

exclamation - expressing something. 'I love chocolate!'

statement - stating something. 'I like dogs.'

L.O: To understand how characters may be feeling and why.

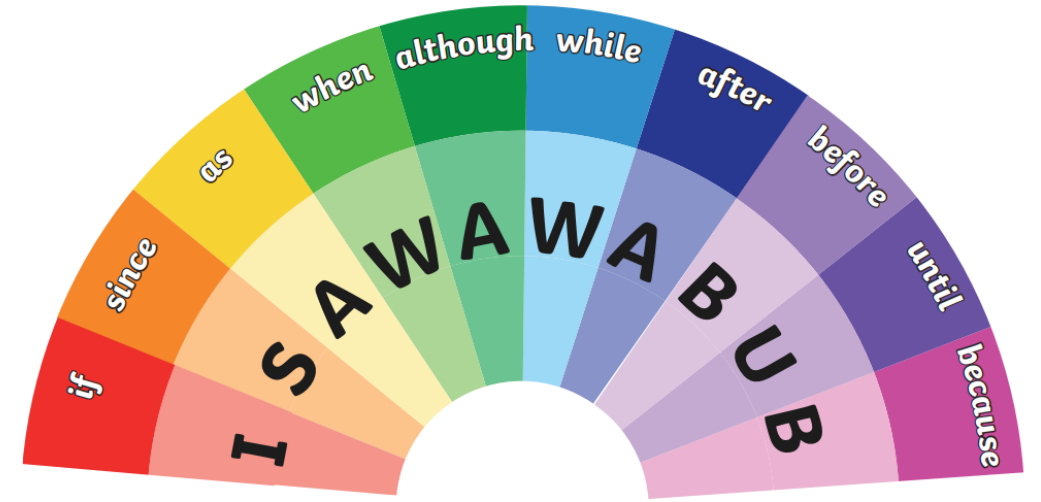
Adjectives to describe feelings - scared, worried, upset

Expanded noun phrases to describe what they see/hear - loud, spooky thunder

L.O: To be able to use subordinating conjunctions.

After, although, as, before, if, unless, when

English - task



Write 5 sentences about this picture. Use ISAWABUB to help choose a conjunction.

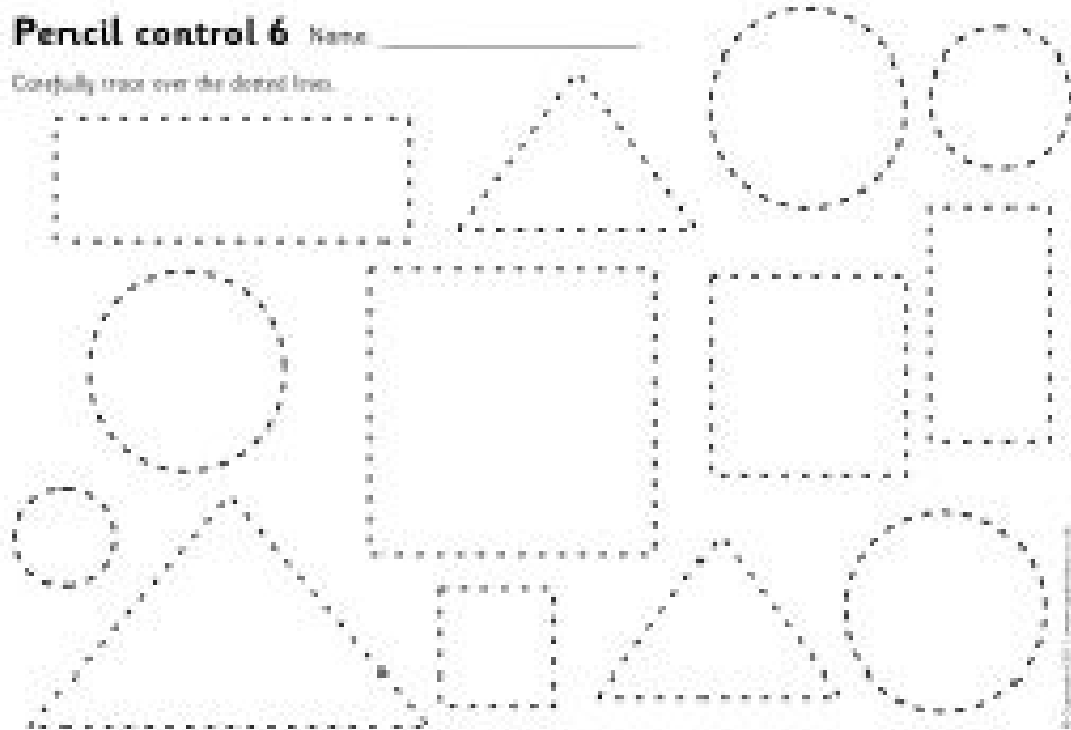
I was strolling along when I saw a boy with a bright, yellow cap.

I didn't want to stop since I was in a rush to get to Grandma and come back in time.

Handwriting - pencil control

Pencil control 6 Name: _____

Carefully trace over the dotted lines.

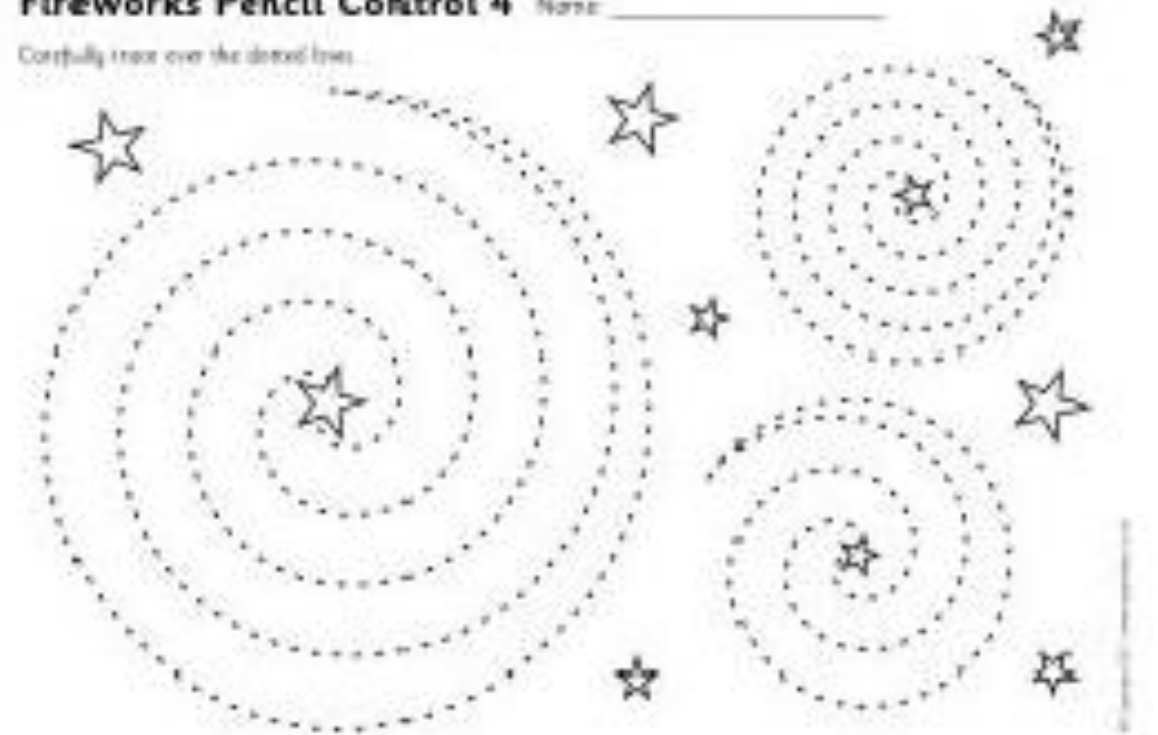


Colour the same shape in the same colour.

E.g. Colour all of the circles red.

Fireworks Pencil Control 4 Name: _____

Carefully trace over the dotted lines.





The next day Mum asked me to take a cake to Grandma, who was poorly. I love Grandma. She always tells me such fantastic stories.

There are two ways to get to Grandma's house: the long way round, which takes ages, or the short way through the forest.

"Don't go into the forest," said Mum. "Go the long way round."