




NEW VALLEY PRIMARY SCHOOL

REMOTE LEARNING

WEDNESDAY 3RD MARCH



At New Valley, we
are proud to:

Year 3 Pine Class Week Beginning 1/3/2021

Work should be photographed or scanned and
returned to me at pine@newvalleyprimary.com





Pages to print today (if you
wanted)

Pages: 6, 7, 9 and 10



Pine Class

Recommended Daily Timetable

9 - 9.30	9.30 - 10	10 - 10.30	10.30 - 11	11 - 11.30/ 11.30 - 12	12 - 1	1 - 1.30	1.30 - 2	2 - 2.30/ 2.30 - 3
Wake and shake	Vipers	Spelling/ handwriting	Brain break	Video call	Lunch	Wider curriculum	Brain break	Video call
 Wake up Shake up  Exercise	 VIPERS	 Handwriting  Spelling	 Brain Break	 Online Call	 Lunchtime	 Wider Curriculum	 Brain Break	 Online Call

Wake and shake - There are many different videos on YouTube for wake and shake or children can follow a Joe Wicks video to get them ready for the day!

Brain breaks - In school, children have enjoyed watching Jack Hartmann brain breaks but there are a variety of different videos. Encourage children to take brain breaks or exercise breaks throughout the day!


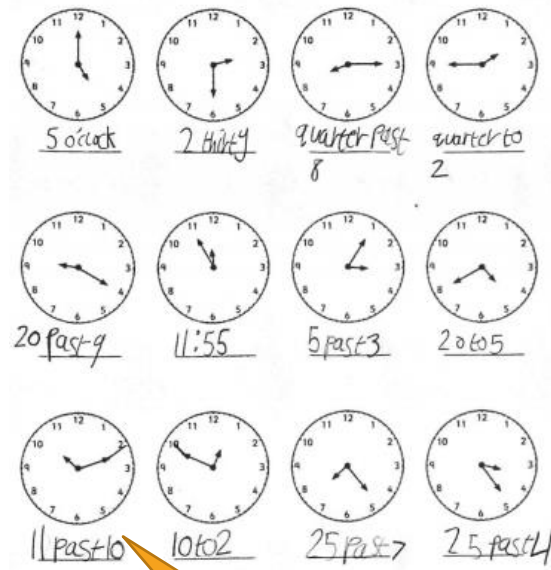
Handwriting - children to practice writing descending letters and ensuring that they are hanging below the line.

Spellings - children can practice spellings in any way that they wish. This could be through drawing words and pictures, look, cover spell or any other way that they have practised previously.



Maths challenge

12-Hour Time	24-Hour Time	12-Hour Time	24-Hour Time
1:00 a.m.	1:00 a.m.	12:00 p.m.	12:00 p.m.
2:00 a.m.	2:00 a.m.	1:00 p.m.	13:00 p.m.
3:00 a.m.	3:00 a.m.	2:00 p.m.	14:00 p.m.
4:00 a.m.	4:00 a.m.	3:00 p.m.	15:00 p.m.
5:00 a.m.	5:00 a.m.	4:00 p.m.	16:00 p.m.
6:00 a.m.	6:00 a.m.	5:00 p.m.	17:00 p.m.
7:00 a.m.	7:00 a.m.	6:00 p.m.	18:00 p.m.
8:00 a.m.	8:00 a.m.	7:00 p.m.	19:00 p.m.
9:00 a.m.	9:00 a.m.	8:00 p.m.	20:00 p.m.
10:00 a.m.	10:00 a.m.	9:00 p.m.	21:00 p.m.
11:00 a.m.	11:00 a.m.	10:00 p.m.	22:00 p.m.
		11:00 p.m.	23:00 p.m.



WOW WORK!



First spelling:	Second spelling:
right	write
be	bee
blue	blew
bean	been

Vipers:

1. Who does the red coat belong to? How do you know?
 Little Red Riding Hood
 Goldilocks ~~It was red~~ in the ~~bed~~

2. Why did he feel scared when he put the coat on?
 He was cold. ~~It reminded him~~
 It reminded him of the wolf ~~of the wolf~~

3. How do you know he was lost?
 He didn't know where he was going. ~~He didn't know~~
 He saw Grandma's house. ~~where he was~~
 going

English:

L.O: To edit a piece of writing.

Today we are going to read a short narrative and look at how we can edit this.

Things we need to think about:

- Capital letters and full stops
- Spellings
- Speech marks
- Exciting verbs
- Adjectives

We will be going through the learning in today's session.

Task:

Correct the narrative by thinking about the above. Try and make it better by adding more adjectives and better verbs.



Wider Curriculum

As it is world book day tomorrow we are going to begin to think about why we love to read. We are also going to think about what you love to read and why. The task is to create a paper chain of different books you have read and to write a sentence or short summary about why you liked or loved that book.



Handwriting -

As it is wellbeing Wednesday we are going to be practising our fine motor and pencil control skills.




It is important to draw the circles first and then colour them in. This is because it helps with precision and fine motor to try and stay inside the circle. See if an adult can draw the circles first and then you have to try and colour them all in and staying inside the lines.



We are reading 'Into the Forest' and today we are going to be reading pages 18 - 21:

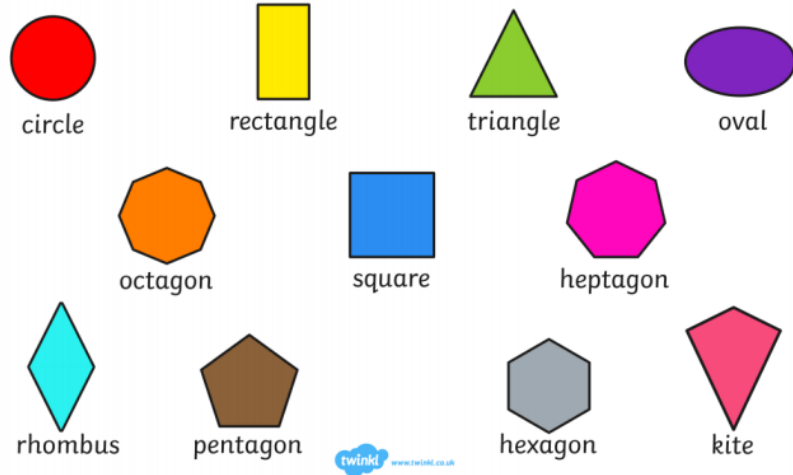
1. Did the author want you to know it was Grandma? Explain your answer.
2. Which word tells us that Grandma isn't feeling well?
3. Why is Dad at Grandma's house?
4. Did the boy know that Dad was going to be there? Explain your answer.



Maths - This week we are going to recap on different parts of our learning. Today we are going to be recapping 2D shapes and their properties. <https://www.youtube.com/watch?v=PqDxLCXRPyw>
Here is a song to help: <https://www.youtube.com/watch?v=iIIdcCw92g>



What we know



twinkl www.twinkl.co.uk

2D shapes are completely flat!

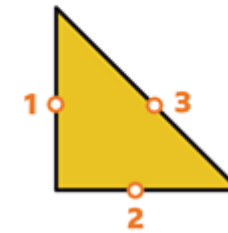
<https://www.bbc.co.uk/bitesize/topics/zjv39j6/articles/ztpwdmn>

What we need to know

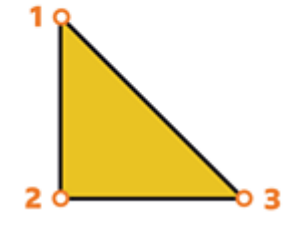
Vertices (corners)
The point where 2 sides meet.

The diagram shows a triangle with arrows pointing to each of its three corners. Below it is a smaller diagram of a triangle with each of its three corners labeled 'Vertex'.

Sides



Vertices







Properties of a shape:

A 2D shape has edges/sides that can be straight or curved.

A 2D shapes can have vertices which are where 2 sides meet and make a point (corner).

Maths



circle

hexagon


pentagon

square

triangle

rectangle

Here are some shapes.



Complete the tally chart to show the number of each shape.

Shape	Tally	Total
triangle		
circle		
square		
rectangle		

Maths continued

2D Shape	Total Number of Sides	Number of Straight Sides	Number of Curved Sides	Number of Vertices
Square				
Rectangle				
Circle				
Triangle				
Pentagon				
Hexagon				

To continue to recap on previous learning, we are going to looking at multiplication

Click on the picture to take you to hit the button. Practise your 5 x tables and see how many you can answer within the time limit.



5 times table

$1 \times 5 = 5$

$2 \times 5 = 10$

$3 \times 5 = 15$

$4 \times 5 = 20$

$5 \times 5 = 25$

$6 \times 5 = 30$

$7 \times 5 = 35$

$8 \times 5 = 40$

$9 \times 5 = 45$


$10 \times 5 = 50$

$11 \times 5 = 55$

$12 \times 5 = 60$

Timestables.co.uk

English - task



This is Mr Whoops! He makes lots of mistakes (which is ok!) but would like some help to correct them.

Challenge: can you make his story more exciting by adding more adjectives and changing boring verbs into exciting ones. You could change the word 'went'.

one day i whent on an adventure. it all began when I left the house to go and see my grandma who was sick i woke up on a cowld morning to lightning and thunder that sounded like a giant was running around.

That cold frosty morning, i whent into the forest. Mum said do not go through the forest but I didn't want to listen to her. I really wonted to go and see grandma becos then I could see dad as I went through the forest i could see tall, green trees and I feelt rather excited.

Firstly, i came to a boy whith his cow and he wanted me to sell my cake to him. I feelt a little bit confused becos I didnt want a cow so I left the crazy boy and his cow and continued with my adventure.


Handwriting



Create a picture only using circles. These have to be small circles.

First you need to draw tiny circles all over the page, using different colours.

Then you need to colour in each circle with the same colour.



Vipers



“Come here, love,” she sniffed. “How are you?”
“I’m all right now,” I said.
Then, I heard a noise behind me and turned round...



DAD!

I told them everything that had happened. We all had a hot drink and I ate two pieces of Mum's delicious cake. Then we said goodbye to Grandma, who was feeling much better.



When we got home I pushed open the door.
"Who's there?" a voice called.
"It's only us," we said.

And Mum came out, smiling.



[Link to the story:
PowerPoint Presentation \(tgacademy.org.uk\)](https://www.tgacademy.org.uk)

Make a paper chain of all the different books that you have enjoyed.

You do not need this template as you can use strips of normal paper and glue them together.

Make them colourful and exciting!



KEEP BLANK - USE FOR STICKING			
KEEP BLANK - USE FOR STICKING			