




NEW VALLEY PRIMARY SCHOOL

REMOTE LEARNING

TUESDAY 9TH FEBRUARY



At New Valley, we
are proud to:

Year 3 Pine Class Week Beginning 8/2/2021

Work should be photographed or scanned and
returned to me at pine@newvalleyprimary.com











Pages to print today (if you
wanted)

Pages: 6, 7, 8, 11 and 12



Pine Class

Recommended Daily Timetable

9 – 9.30	9.30 – 10	10 – 10.30	10.30 – 11	11 – 11.30/ 11.30 – 12	12 – 1	1 – 1.30	1.30 – 2	2 – 2.30/ 2.30 – 3
Wake and shake	Vipers	Spelling/ handwriting	Brain break	Video call	Lunch	Wider curriculum	Brain break	Video call
 Wake up Shake up  Exercise		 Handwriting  Spelling						

Wake and shake - There are many different videos on YouTube for wake and shake or children can follow a Joe Wicks video to get them ready for the day!

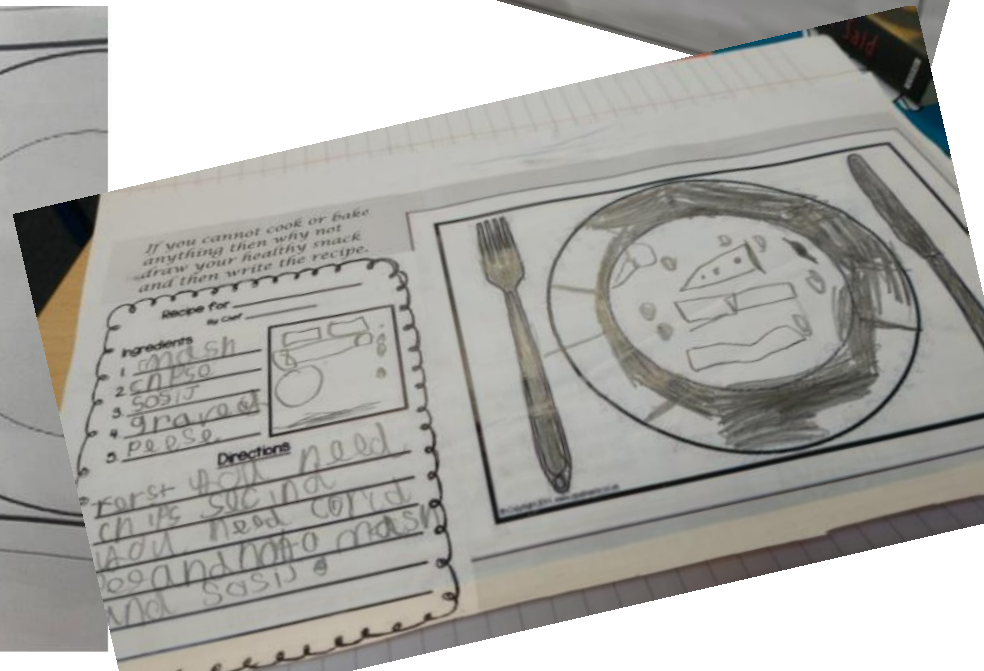
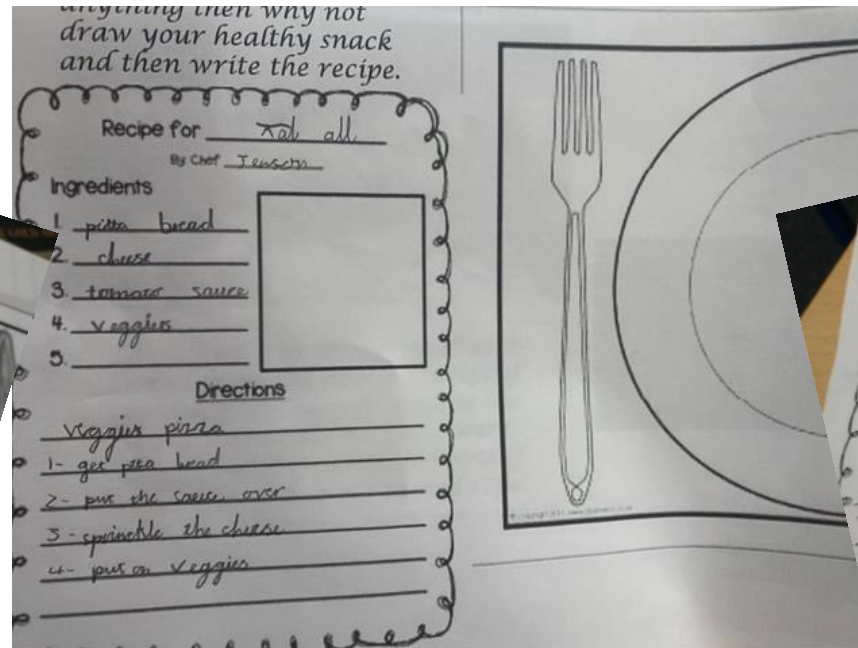
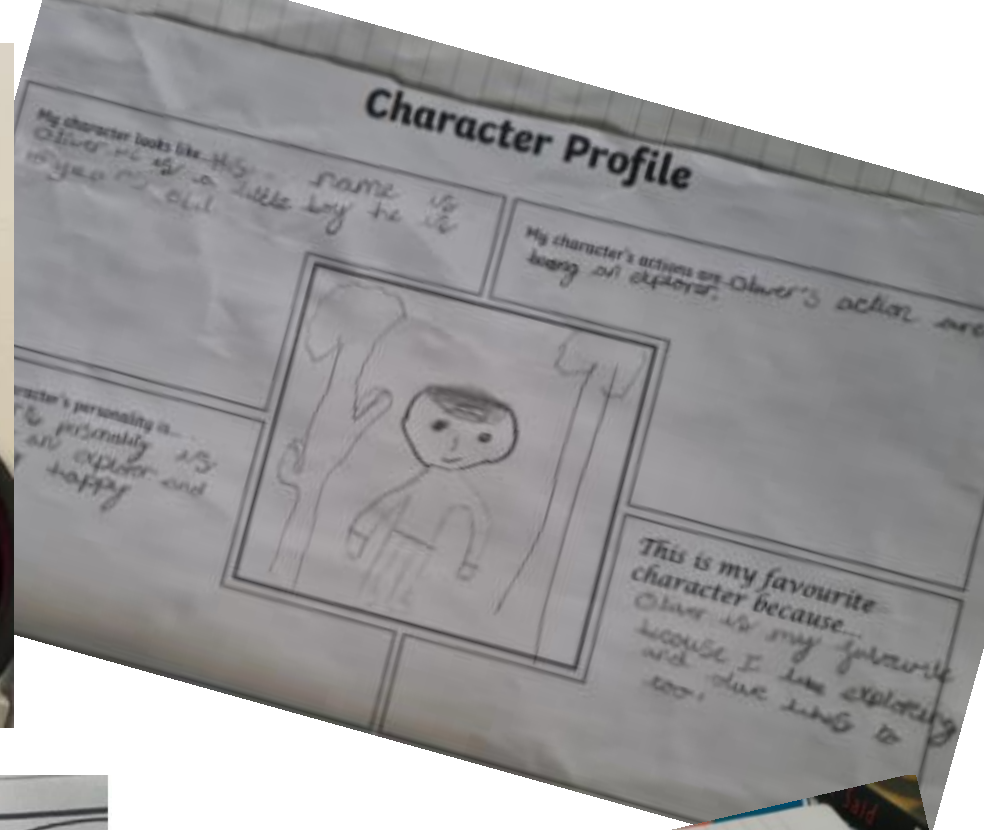

Brain breaks - In school, children have enjoyed watching Jack Hartmann brain breaks but there are is a variety of different videos. Encourage children to take brain breaks or exercise breaks throughout the day!

Handwriting - children to practice writing descending letters and ensuring that they are hanging below the line.

Spellings - children can practice spellings in any way that they wish. This could be through drawing words and pictures, look, cover spell or any other way that they have practised previously.



WOW
WORK!





English:

L.O: to understand plural and singular nouns.

<https://www.bbc.co.uk/bitesize/topics/z6mv2sg/articles/zfqh92p>

There are different rules to remember when you change words to plural.

Today we are going to recap plural nouns and the spelling rules: adding s to nouns to make them plural, if a noun ends in s/sh/ch/x/ss/z you add es, if a noun ends in o you add es etc.

We will also be looking at when we should use *are* and *is*.

Wider Curriculum:

IT

[Safer Internet Day 2021 Quiz | Safer Internet Centre](#)

Watch this video - what did Smartie's friends do wrong? How can Smartie help her friend?

<https://www.saferinternet.org.uk/safer-internet-day/sid-2016/sid-tv/smartie-talks-red-and-murphy-about-respecting-difference-online>



Handwriting -

Today we are looking at the letter v.

Spellings - This week we are going to look at suffixes (added to the end of a word to change the meaning).

<https://www.bbc.co.uk/teach/class-clips-video/english-ks2-wonderful-words-suffixes-part-1/zdnd7nb>

useful, wonderful, careful, grateful, helpful, beautiful

Maths - children should complete the maths sheet before the video call as this is based on previous learning.

Today we are going to be looking at tally charts and pictograms. Here is the link for today's lesson: [Spr3.5.5 - Draw pictograms on Vimeo](#)



Oliver and the Seawigs
Chapter 4 - Read pages
51 - 55



1. Think of another word for striding.

2. What happens to rambling isles when they give up wandering? (pg 52)

3. Why do you think they are called 'settled' islands? (pg 52)

4. Why do sailors fear the Sarcastic Sea? (pg 54)

5. How do you know the weeds didn't mean what they said? (pg 54)

Remember to use full sentences and challenge yourself to use conjunctions and exciting verbs/adjectives.

Maths - Money Wind and Wink



















What we know already:
We can use a tally chart to collect information.

Favourite colour		
Colour	Tally	Total
		
		
		
		

Key words:
pictogram
tally
represent
key

What we need to do:
A pictogram helps us to see information in a chart. We use a tally to gather this information.

Times tables known by Year 3 children.

Times tables	Number of children who know the times table
x3	    
x4	   
x8	 
x10	      

Key:
 = 4 children



Remember that half would mean half of the number. In this pictogram half is 2 because half of 4 equals 2.

Make tally charts

1 Draw tally marks to represent each number.

a) 5

c) 4

b) 10

d) 16

2 There are some socks on a washing line.

The socks are spotty, stripy or plain.




Complete the tally chart.

Sock	Tally
spotty	
stripy	
plain	

3 Class 2 tally the number of pencils, rubbers and rulers they have.


Item	Tally
pencils	IIII
rubbers	IIII IIII
rulers	IIII I

Draw the items. The rulers have been drawn for you.



Draw pictograms (2, 5 and 10)

1 Here is some fruit.



a) Complete the tally chart.

Fruit	Tally	Total
Apples		
Oranges		
Bananas		

b)



I will use a circle for each piece of fruit.

Draw Dora's pictogram.

Key



= 1 piece of fruit

Fruit	
Apples	
Oranges	
Bananas	

c)



I will use a circle for every 2 pieces of fruit.

Draw Tommy's pictogram.

Key



= 2 pieces of fruit

Fruit	
Apples	
Oranges	
Bananas	

d) Whose pictogram do you prefer? Why?

To continue to recap on previous learning, here is a Flashback 4.

Click on the picture to take you to hit the button. This is great to practise your times tables!



Flashback 4

Year 3 | Week 2 | Day 3



- 1) Calculate 15×3
- 2) If $40 \div 8 = 5$, what is $400 \div 8$?
- 3) A spider has 8 legs.
How many legs do 9 spiders have?
- 4) Compare using $<$, $>$ or $=$
 742 724

English Working Wall

Thanks for not printing this page!

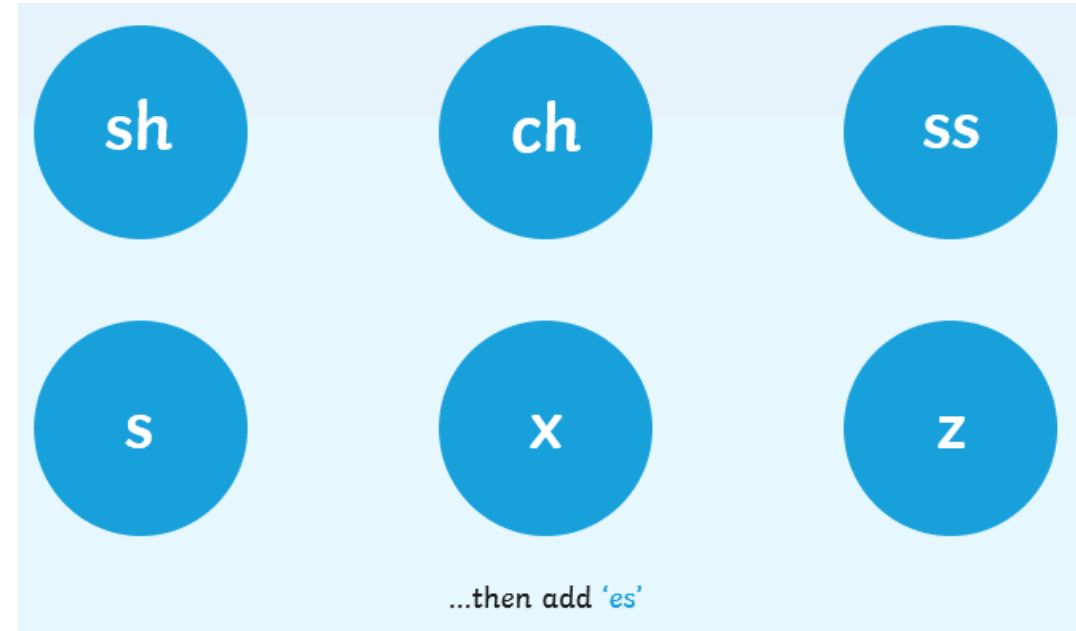
Use this working wall to help remember what we have already learnt.

L.O: to understand vowels and consonants.

The Vowels
a e i o u

If a word starts with a vowel then 'an' will come before.

If a word starts with a consonant then 'a' will come before.



box → boxes

dish → dishes

glass → glasses

church → churches

party → _____

fly → _____

dog → _____

jelly → _____

witch → _____

Remember the spelling rules:

y - ies

ch/sh/ss/s/x/z - es

Challenge:

Think of your own plural words.

English - task

Complete these sentences using either 'is' or 'are'.

1



In the jungle there _____ lots of dangers.

My neighbour _____ a very nice man.



3



There _____ many different species of ant.

There _____ a lot of flowers in the field.



5



His friend _____ very lovely.

We use **are** when we are talking about *plural* and **is** when we are talking about *singular*.

E.g. 'lots of dangers' is *plural* because it's more than one *danger* so this would need **are**.

Handwriting

N

N N N N

ne ne ne

ni ni ni

na na na

ov ov ov

en en en

verb verb

very very

van van

voice voice

Spelling

	cover	write	check
useful			
wonderful			
grateful			
helpful			
beautiful			
careful			

Practise writing the spelling 3 times – make sure you cover it each time.

Write down five rules about staying safe when using the Internet.

1. _____
2. _____
3. _____
4. _____
5. _____

