




# NEW VALLEY PRIMARY SCHOOL

## REMOTE LEARNING

### MONDAY 8<sup>TH</sup> FEBRUARY



At New Valley, we  
are proud to:

## Year 3 Pine Class Week Beginning 8/2/2021

Work should be photographed or scanned and  
returned to me at [pine@newvalleyprimary.com](mailto:pine@newvalleyprimary.com)











Pages to print today (if you  
wanted)

Pages: 6, 7, 8, 11 and 12



# Pine Class

## Recommended Daily Timetable

9 – 9.30	9.30 – 10	10 – 10.30	10.30 – 11	11 – 11.30/ 11.30 – 12	12 – 1	1 – 1.30	1.30 – 2	2 – 2.30/ 2.30 – 3
Wake and shake	Vipers	Spelling/ handwriting	Brain break	Video call	Lunch	Wider curriculum	Brain break	Video call
 Wake up Shake up  Exercise		 Handwriting  Spelling						

**Wake and shake** - There are many different videos on YouTube for wake and shake or children can follow a Joe Wicks video to get them ready for the day!

**Brain breaks** - In school, children have enjoyed watching Jack Hartmann brain breaks but there are is a variety of different videos. Encourage children to take brain breaks or exercise breaks throughout the day!

**Handwriting** - children to practice writing descending letters and ensuring that they are hanging below the line.

**Spellings** - children can practice spellings in any way that they wish. This could be through drawing words and pictures, look, cover spell or any other way that they have practised previously.



30m high  
 down party  
 us 123456789  
 Dear mum and dad  
 Today I'm going to tell  
 I am writing this letter because I want to  
 tell you how much fun I have been having  
 the last weekend.  
 On the weekend I went to the water shallow. He  
 got right cave and settled isles. I saw a cave  
 a shadow it was really big and settled rock  
 I really, really, really hope to see you soon  
 because I really really really miss you  
 I saw a cow and I met a mink  
 She had me on Island and it was alive.  
 your son Oliver

Muna  
 114 9K  
 Germany  
 192 Berlin Road  
 Dear mum and Dad,  
 I am writing you this letter to tell you about  
 the amazing fun things I have been  
 through. If you were with me you would  
 not believe it. It was one of the best trip's  
 of my life. First I jumped on the sandy  
 shore and saw mermaids beautifully swimming  
 off and seawigs standing there like a statue.  
 then I brevel to the searcastic sea I saw  
 the baby, moody mermaids and grey rocks that  
 hurt my feet in the water. miss you both and  
 hope that you can come to see me. Love from Oliver  
 x x x

Unknown island  
 Unknown Road  
 England  
 5th 68



Dear mum and dad,  
 I am writing this letter because I have had a  
 overnights day. I have met a mermaid called  
 iris, seathens and a very moody alvay.  
 First I started faraway side of brown nose  
 and I saw one and only others. I wanted  
 to pop town and I saw a mermaid, a goldfish  
 from hair she told me to write a letter to  
 see to find the island of doom.  
 I hope to see you soon Love from Oliver xxx

3200  
 Dear mum and  
 dad  
 I H 62 MC  
 Dear M um and Dad,  
 I am writing to tell you about my trip  
 to a crazy looking place in E. area.  
 I was in a castle, a shore and a beach.  
 While I was in those places I saw the  
 green in tree when the guards. Next I  
 saw a whale, a dolphin, a goldfish and  
 a crownfish. Finally I saw a lot of  
 seawigs flying around my head and  
 I was reading on a chair.  
 I wish I could take you to the place  
 I have been to.  
 Hope to see you soon!  
 from Oliver  
 x x x

English  
 Dear mum and  
 dad  
 I wish he was  
 together it was  
 so. Well I met a  
 sea mermaid who  
 had gold and  
 heard a lot of  
 about the who had  
 a huge head and  
 he was like a  
 man. I met a shark  
 he was like a  
 sea monster. I like  
 please get in touch  
 with me lots of  
 love Oliver



Monday  
8/2/2021



### English:

L.O: to understand consonants and vowels.

Today we are going to focus on what a consonant and what a vowel is. We will be thinking about when we should use a and when we should use an.

### Task:

Complete the sentence by adding a or an. Think about whether the word after is a vowel or consonant.

Maths - children should complete the maths sheet before the video call as this is based on previous learning.

Today we are going to be adding money. We are going to be thinking about the total and the 2 parts that you could have. Here is the link for today's lesson: [Spr3.4.5 - Add money on Vimeo](#)



### Wider Curriculum

#### History

<https://www.bbc.co.uk/bitesize/clips/zwfvr82>

What did Ancient Egyptians believe?

Why did they build the pyramids?

What 3D shape is a pyramid?

How many chambers did they have?



#### Handwriting -

Today we are looking at the letter u.

Spellings - This week we are going to look at suffixes (added to the end of a word to change the meaning).

<https://www.bbc.co.uk/teach/class-clips-video/english-ks2-wonderful-words-suffixes-part-1/zdnd7nb>

useful, wonderful, careful,  
grateful, helpful, beautiful



Oliver and the Seawigs  
Chapter 3 - Read pages 42 - 49. We will be focussing on these pages today and tomorrow.



1. What does submerged mean? (pg 43)

2. How does he feel if 'he sounded pleased'? (pg 44)

3. What did they say the albatross can do? (pg 45)

4. What does Mr Culpeper think of the island? (pg 45)

counting in 3s

[https://www.youtube.com/watch?v=I\\_cn87hOCDM](https://www.youtube.com/watch?v=I_cn87hOCDM)

<https://www.youtube.com/watch?v=0LjzvbTw8E4>

counting in 4s

<https://www.youtube.com/watch?v=pkclJn5HrMI>

<https://www.youtube.com/watch?v=LBNzIFMpQWI>

<https://www.youtube.com/watch?v=4SXctAyxZf0>

counting in 8s

<https://www.youtube.com/watch?v=3kAWgxcQG8I>

<https://www.youtube.com/watch?v=dllKdAx8A4I>

# Maths - Money

## Wind and Wink

What we know already:  
Each coin has a different value.  
We can look at the number on  
the coin to help us.

Key words:  
money  
value  
pounds  
pence  
amount  
convert

What we need to know:

If I see a note then I know that this  
is pounds. I can add the value  
together by starting with the notes,  
then adding the pounds and then  
adding the coins.



$$\begin{aligned} \pounds 10 + \pounds 5 &= \pounds 15 \\ \pounds 15 + \pounds 1 + \pounds 1 &= \pounds 17 \\ \pounds 17 + 20p + 5p + 1p &= \pounds 17.26 \end{aligned}$$

The value of the pound comes first  
and then the pence comes after  
the dot.



124p



224p

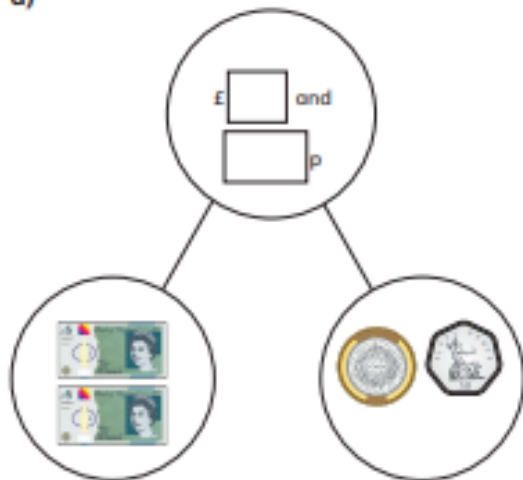
When we are adding coins together  
we can think of their value.

Coins	Total
5p + 5p + 1p + 1p + 2p	= 14p
20p + 20p + 1p + 1p	= 42p
50p + 20p + 20p + 1p + 2p	= 93p

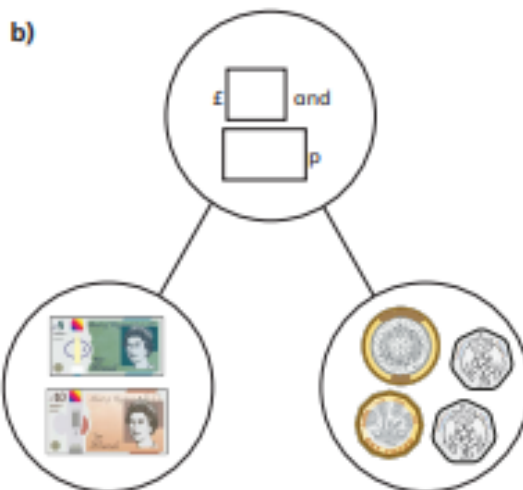
## Add money

1 Complete the part-whole models.

a)



b)



2 Dora buys two birthday cards.



Complete the sentences to show how much money Dora spends:

$$£ \square + £ \square = £ \square$$

$$\square p + \square p = \square p$$

Dora spends £  $\square$  and  $\square$  p.

3 Complete the number sentences.

a) £3 and 12p + £5 and 12p = £  $\square$  and  $\square$  p

b) £3 and 30p + £5 and 30p = £  $\square$  and  $\square$  p

c) £3 and 50p + £5 and 50p = £  $\square$  and  $\square$  p

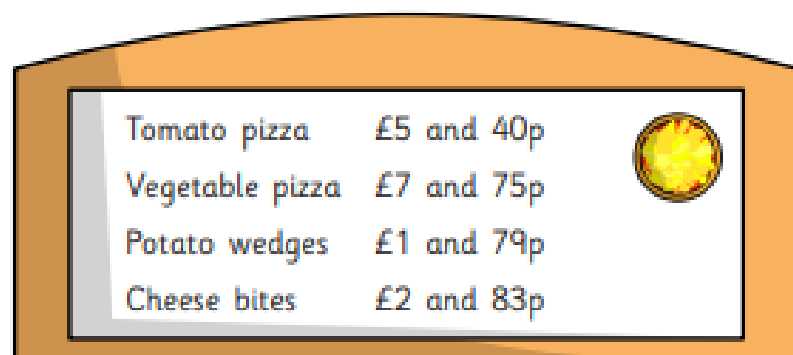
d) £4 and 50p + £5 and 50p = £  $\square$  and  $\square$  p

What do you notice?

- 4 Brett has £6 and 55p.  
Aisha has £2 and 55p.  
How much money do they have altogether?

£  and  p

- 5 Annie and Alex are having pizza for lunch.



- a) Annie orders a tomato pizza and cheese bites.  
How much does it cost?

£  and  p

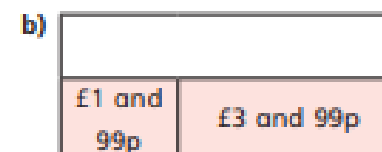
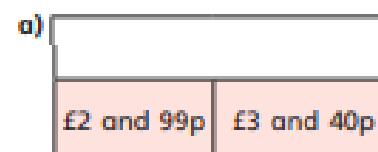
- b) Alex has £10  
She wants to buy potato wedges and a vegetable pizza.  
Does she have enough money? \_\_\_\_\_  
Explain your answer.

- 6 Mo buys a cap for £6 and 50p.  
He also buys a key ring.  
He spends £10 in total.  
How much does the key ring cost?



£  and  p

- 7 Complete the bar models.



- 8 Eva has £6 to spend.



What can Eva buy?

---



---

Compare answers with a partner.




To continue to recap on previous learning, here is a Flashback 4.

*Click on the picture to take you to hit the button. This is great to practise your times tables!*



**Flashback 4**

Year 3 | Week 2 | Day 2




1) Work out  $14 \times 4$

2) If  $3 \times 8 = 24$ , what is  $80 \times 3$ ?

3) What is  $96 \div 8$ ?

4) Find the difference between 182 and 175






# English - task

Alfie Ant needs your help! He doesn't know which letters are **vowels** and which letters are **consonants**. Look at the alphabet below. Shade the **consonants** in **red** and the **vowels** in **blue**.

a b c d e f g h i j k l m  
n o p q r s t u v w x y z

*If a words starts with a vowel then 'an' with come before.*


*If a word starts with a consonant then 'a' will come before.*



Start with a vowel	Start with a consonant

## English:

Complete the sentences with *a* or *an*.



It's \_\_\_\_\_ apple.

It's \_\_\_\_\_ juicy apple.



It's \_\_\_\_\_ owl.

It's \_\_\_\_\_ wise owl.



It's \_\_\_\_\_ bed.

It's \_\_\_\_\_ old bed.



It's \_\_\_\_\_ octopus.

It's \_\_\_\_\_ big octopus.




It's \_\_\_\_\_ pencil.

It's \_\_\_\_\_ purple pencil.



It's \_\_\_\_\_ onion.

It's \_\_\_\_\_ huge onion.




It's \_\_\_\_\_ door.

It's \_\_\_\_\_ open door.



It's \_\_\_\_\_ monster.

It's \_\_\_\_\_ blue monster.



It's \_\_\_\_\_ elephant.

It's \_\_\_\_\_ angry elephant.

## Challenge:

Create your own sentences

## Handwriting

u

u u u u

ut ut ut

ur ur ur

un un un

us us us

ul ul ul

under under

use use

using using

undo undo

## Spelling

Write the meaning of each word:

useful

wonderful

careful

grateful

helpful

beautiful

## History:

*Ancient Egyptians used hieroglyphs inside the pyramids.*

*Have a go at 'writing' your name with each picture.*

*Challenge yourself to write a sentence.*

## Egyptian Hieroglyphs



a



b



c



d



e



f



g



h



i



j



k



l



m



n



o



p



q



r



s



t



u



v



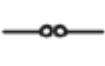
w



x



y



z