




NEW VALLEY PRIMARY SCHOOL

REMOTE LEARNING FRIDAY 5TH MARCH



At New Valley, we
are proud to:

Year 3 Pine Class Week Beginning 1/3/2021

Work should be photographed or scanned and
returned to me at pine@newvalleyprimary.com












Pages to print today (if you
wanted)

Pages: 5, 6 and 11



Pine Class

Recommended Daily Timetable

9 - 9.30	9.30 - 10	10 - 10.30	10.30 - 11	11 - 11.30/ 11.30 - 12	12 - 1	1 - 1.30	1.30 - 2	2 - 2.30/ 2.30 - 3
Wake and shake	Vipers	Spelling/ handwriting	Brain break	Video call	Lunch	Wider curriculum	Brain break	Video call
 Wake up Shake up  Exercise	 VIPERS	 Handwriting  Spelling	 Brain Break	 Online Call	 Lunchtime	 Wider Curriculum	 Brain Break	 Online Call

Wake and shake - There are many different videos on YouTube for wake and shake or children can follow a Joe Wicks video to get them ready for the day!

Brain breaks - In school, children have enjoyed watching Jack Hartmann brain breaks but there are a variety of different videos. Encourage children to take brain breaks or exercise breaks throughout the day!

Handwriting - children to practice writing descending letters and ensuring that they are hanging below the line.

Spellings - children can practice spellings in any way that they wish. This could be through drawing words and pictures, look, cover spell or any other way that they have practised previously.



English:

Please see the separate page for English today.

We are going to be completing a first of the month piece of writing.



Wider Curriculum

We are going to look at Fairtrade and think about the reasons we should be buying these products.

Read the sheet attached and write down 5 facts that you have found out about Fairtrade.

Take a look at this website and see if there are any activities that you like:

<https://schools.fairtrade.org.uk/teaching-resources/#page-1>

Handwriting -

Create a picture using only shapes. Think about the shapes that we have been learning this week.



Spellings - This week we are looking at homophones. Can you think of any that are not in the list?

write/right
bee/be
blue/blew
bean/been

PE:

<https://www.bbc.co.uk/teach/class-clips-video/physical-education-ks1-ks2-lets-get-active-lava-zone-balance-agility-coordination-skills/zdgqv7kz>

Watch the video and join in. See if you can create your own. This could be inside the house or outside!



Maths - This week we are going to recap on different parts of our learning. Today we are going to recap 3D shapes. Look around your house and see if you can find any to help you. Here is a link to today's lesson: <https://vimeo.com/508435282>




We are reading 'Into the Forest' and today we are going to be writing a summary about the whole story. This summary needs to be at least 5 sentences.

You need to think about:
How the story starts.









Who the main characters are.
Where was the boy going and why.

What happened when he got to Grandma's house.
What happened at the end of the story.

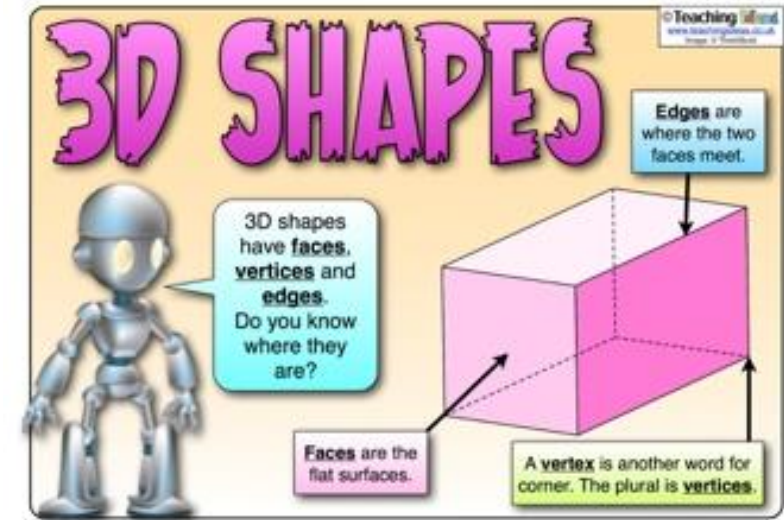
Did you like the story? Explain your answer.



What we know

 sphere	 cube	 cuboid	 pyramid
 cylinder	 cone	 triangular prism	 tetrahedron

What we need to know



3D shapes are solid shapes that have three dimensions - length, width and height.

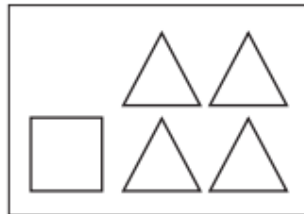
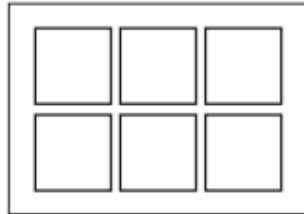
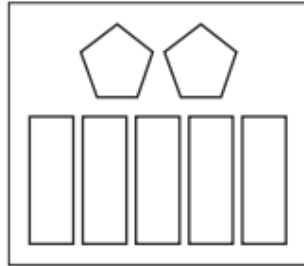

<https://www.bbc.co.uk/bitesize/topics/zjv39j6/articles/zcsjqty>

Properties of a shape:
These are faces, edges and vertices.





<https://www.bbc.co.uk/bitesize/topics/zjv39j6/articles/zgqpk2p>

Count faces on 3D shapes

1 Match the shapes to the faces.



2 Complete the table.

Shape	Name	Number of faces
		
		
		
		

3

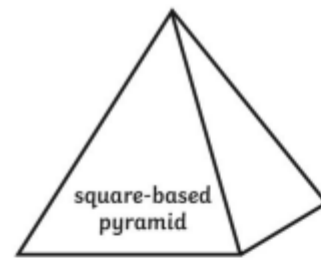


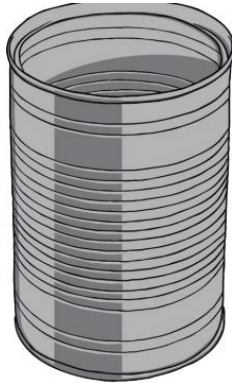
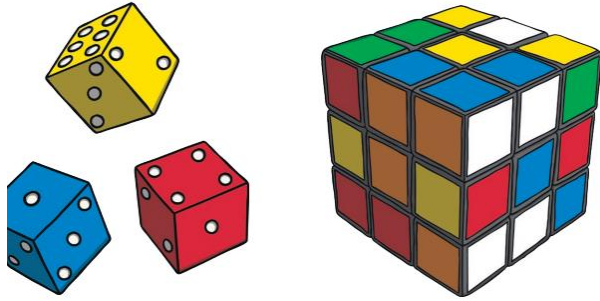


My shape has one curved surface.

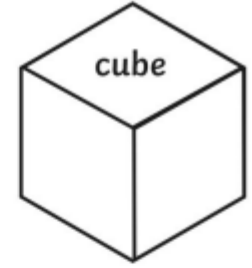
What shape is Jack describing? _____

Maths continued

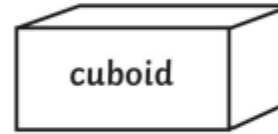
See if you have any objects around the house to help you!



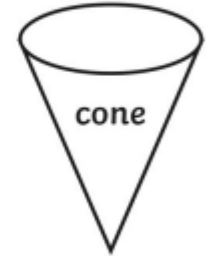
edges _____
faces/surfaces _____
vertices _____



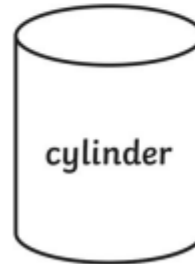
edges _____
faces/surfaces _____
vertices _____



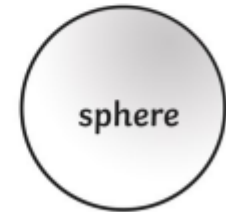
edges _____
faces/surfaces _____
vertices _____



edges _____
faces/surfaces _____
vertices _____



edges _____
faces/surfaces _____
vertices _____



edges _____
faces/surfaces _____
vertices _____

To continue to recap on previous learning, we are going to looking at multiplication

Click on the picture to take you to hit the button. Practise your 5 x tables and see how many you can answer within the time limit.



11 times table

$$1 \times 11 = 11$$

$$2 \times 11 = 22$$

$$3 \times 11 = 33$$

$$4 \times 11 = 44$$

$$5 \times 11 = 55$$

$$6 \times 11 = 66$$

$$7 \times 11 = 77$$

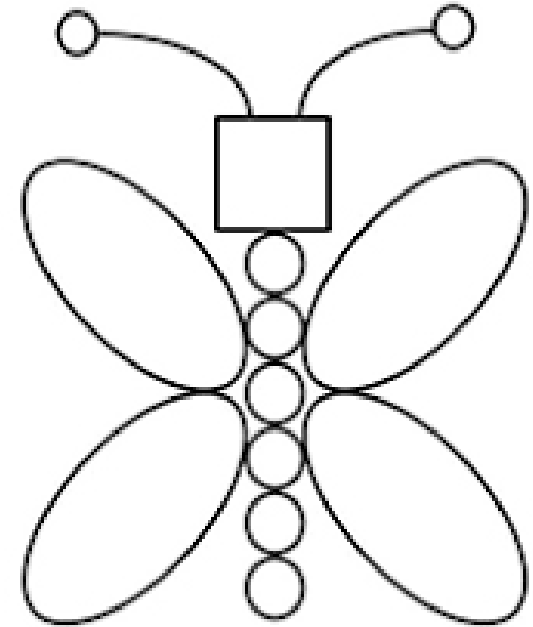


$$8 \times 11 = 88$$

$$9 \times 11 = 99$$

$$10 \times 11 = 110$$

Multiplicationlearning.com

Handwriting



www.coloringpages101.com

Create a picture by only using shapes. Think about what you could include in your picture and the shapes that you want.

Fairtrade

What Does Fairtrade Mean?

Some people earn their living by growing food or making things to sell. Their food and products are shipped to other parts of the world and sold in shops. However, unless they are paid a fair price for their products, they will not have enough money for food and clothing. Fairtrade is about making the world fair and paying a fair price for things we buy.

Did You Know?

Fairtrade products are available in over 250 countries.



How Does Fairtrade Help?

Fairtrade helps to make sure better prices are paid for crops. It makes sure there are better working conditions so workers are treated well and children can go to school. It also allows crops to be grown year after year.



Fairtrade Products

There are over 4,500 Fairtrade products available to buy. If you buy one of these products, you know a fair price has been paid to the workers.

Fairtrade

What Does Fairtrade Mean?

What is fair? Is it fair that some people have more than others? Where you are born can affect how wealthy or poor you are. In lots of poor countries, people grow crops to make money. However, too often, people will not give them a fair price for their products. They cannot make any money unless they are given a fair price. Fairtrade is about making the world fairer. It is about giving a fair price for things that we buy. Without a fair price, people do not have money for essentials such as clothes and food.

Did You Know?

Only one in three bananas sold in the UK is Fairtrade.



How Does Fairtrade Help?

Fairtrade helps to ensure that better prices are paid for crops. Better working conditions are provided so workers are treated well and children are allowed to go to school.



Fairtrade also keeps farming sustainable so that crops can be grown year after year.



Fairtrade

f k e f t e a s c o
b a n a n a q t h q
r c i d p a f a o c
v o c r h f a n c v
w f l x t a a d o q
o f o b d r e a l e
x e t w h m a r a r
r e h w g e w d t i
n j e v d r a y e c
s q s c o t t o n e



fairtrade
chocolate
banana
coffee
tea

rice
clothes
cotton
farmer
standard

