


NEW VALLEY PRIMARY SCHOOL REMOTE LEARNING

Ash Class

Thursday 25th of February 2021

Please email work to Miss Weckmann:













ash@newvalleyprimary.com



Today's printing:
You don't need to print any pages today!

Timetable



9 - 10	10-11	11-12	12-1	1-2	2-3
 <p>Videocall</p>	 <p>Exercise</p>	 <p>Break</p>	 <p>Maths</p>	 <p>Lunchtime</p>	 <p>Spelling</p>
+	+	+	+	+	+
 <p>VIPERS</p>	 <p>English</p>	 <p>Humanities</p>	 <p>Videocall</p>	 <p>Mindfulness</p>	 <p>Creative Time</p>

WOW WORK

Thanks for not printing this page!

Top tips for dealing with feelings.

1. drink warm milk when you're sad.
2. take long walks when you're stressed.
3. cuddle some when you're sad.
4. Be some with a present your mace some when a present you'll mace some when happy.
5. Work with some one is better then work on your own.
6. sing a silly song.
7. Watch tv.
8. Write about your feelings.
9. get a worm and shush it and wish to a star.
10. hop like a rabbit.

SP

cape	caro
cake	care
mare	care
shape	care
name	share
game	share
ham	share
nap	share
more	share
rare	share
take	share
snake	share
late	share
lake	share

English

top tips to learn

1. do painting
2. do drawing
3. do coloring
4. make your own music
5. do dancing
6. have a relax
7. do cooking
8. share your feelings
9. then reading
10. plan tomorrow

Remember to try get your work in by 4pm for it to go on the WOW work page the next day!

Maths

Today you are interpreting pictograms.
Click [here](#) to see your maths learning journey.
Click [here](#) for your maths video lesson.
Click [here](#) for your worksheet.

Humanities

This fortnight is Fairtrade Fortnight!
Take a look [here](#) for some activities you could do.

VIPERS

Click [here](#) to find your VIPERS work for today

English


Click [here](#) to find the English work for today.
Click [here](#) to see your English working wall.

Creative Time


Write about all the different types of weather and see how many positive things you can find to say about each one. For example, a windy day might give you the chance to wear your favourite jumper knitted by your granny, or a rainy day means there are lots of puddles to splash in.

Daily Fluent in 5

A. $\frac{1}{4}$ of 20 =



B. $16 + 4 =$



C. Half of 10 =



Spelling

How many words can you think of that have the split digraph **i-e** in it? See if you can get to 20!

Example: nice, time, lime, smile.

Click [here](#) for Daily phonics and use Set 3 lessons

VIPERS

We are continuing our book 'If all the world were'.

Answer the following questions.

V: What does second-hand mean?

R: What are the clues that it is summer?

I: Who are the people in the background?

E: Why does the author repeat the word up?



What I need to know and do

verb

Verbs are doing or action words.
(This includes 'to be' and 'to have').



run



jump



talk

adjective

Adjectives describe nouns or pronouns.



delicious
cake



sparkly
diamond



beautiful
flower

Did I...

use the words 'I', 'my', 'we' and 'our'?

write as if I were there?

talk about where events happened?

write about the most important events in order?

describe my feelings?

use time linking words, e.g. next, first, then?



happy



sad



angry



surprised



scared



excited



calm



tired



worried

A

capital
letter



finger
spaces



full
stops

LO.I can write a diary entry.

Relisten to part two of the story [here](#).

Look over the different seasons that the girl (We've named her Sophia) and Grandad spend time together and the different things they do.

Think about what your favourite season might be and some of the things you do then.

Today your task is to write a diary entry from the view of either Sophia or Grandad about what they have done in a season. Pick your favourite season and make sure you put in the parts from the book that could help your entry like the 'if all the world were...' bits.

Use the working wall to help you with what you need to include and don't forget to try use interesting vocabulary.

I have put an example below which you can use to help you but it should still be your own words.

Dear Diary

It's Spring, which means that I get to spend lots of time outside with my brilliant grandad. We go out lots into the stunning garden that is filled with gorgeous flowers and a buzz of lively insects. I like to hold his hand as we walk outside, it feels like holding a giants hand! He says I'm too old but still always lets me do it!

When we walk outside we see so many beautiful things.

Lady bugs flying, bees drinking, flowers blooming, colours like pink, blue, green, orange and the freshest air you will ever feel!

If all the world were springtime, I would replant my grandad's birthdays so that he would never get old.

From Sophia



It is Fairtrade Fortnight.




This Fairtrade Fortnight we are thinking about what we want the world to be and the ways in which we can make choices to shape the world.

What is 'a choice'?

Having a choice means the right or possibility of choosing between different things. In your choices, you get to weigh up the good things and bad things about the options.

To make a choice that is good for us, we need to know a bit about what our options are. But the choices we make don't just affect us. Many of our choices will have an effect on other people. Sometimes they will have a big effect. Today, you have already made choices that impact the lives of many other people around the world.

The things we buy and enjoy have a big effect on the lives of other people. Everything we eat, wear, play with has been grown or made by someone somewhere, and the products we buy will make a difference to the sort of life those people have.

<p>Create a Fairtrade farm in a shoe box! What Fairtrade product is growing on your farm?</p> <p>You will need:</p> <ul style="list-style-type: none"> ☐ A shoe box ☐ Junk/recycled materials ☐ Drawing materials and paints ☐ Inspiration from Fairtrade farmers 	<p>Share your vision of the world you want</p> <p>Create your vision for the world you want, for the planet and everything on it. Share your artwork, prose, poem or film by emailing schools@fairtrade.org.uk with your name and age.</p> 	<p>Cocoa trees grow in countries with tropical climates.</p> <p>Find out what fruit trees grow in the UK. With an adult, make a plan to grow your own!</p> 	
<p>Congratulations! You are the Head Chef at the 'Choose the world you want' restaurant.</p> <p>Design a delicious menu that makes a difference in the world.</p> 	<p>CLIMATE, FAIRTRADE AND YOU</p> <p>Home learning grid for primary schools</p> 		<p>Talk about it!</p> <p>Tell a family member or friend about Fairtrade and the difference it makes to people and the planet.</p> 
<p>The choices that we make can affect the planet and the people that live on it in positive and negative ways.</p> <p>Make a choice that is positive for people and planet today! Write a sentence explaining your choice.</p> 	<p>Bake a difference.</p> <p>With an adult, bake or cook using at least one Fairtrade ingredient. Decorate your creation with the FAIRTRADE Mark!</p> 	<p>Use Google Maps or an atlas to travel around the world! Can you find a country where cocoa grows?</p> <p>Check the temperature in that country today. What was the temperature in that country 50 years ago? Has it changed?</p> 	

Click on the video below to help you think about how you can make a difference in the world through the small choices you make every day.

Change the world through your choices



Activity:

Choose one of the activities from the home learning grid above to complete with someone at home.

It is up to all of us every day to make good choices, that help to create the world we want.

Maths Learning Journey- Statistics using Multiplication and Division

















Thanks for not printing this page!

I know how to read and make a tally chart.

START

The mathstronaut then asks some more friends their favourite season.
Help him complete the pictogram.








Season		Total
Spring	    	5
Summer	     	6
Autumn	 	2
Winter	  	3

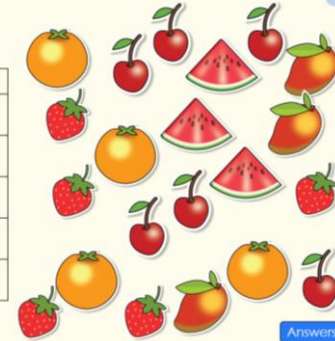
Key
 = 1 person

Answers

I can read and interpret a I-I pictogram.



To know how to draw a pictogram
Make a tally chart for the items shown.


Food	Tally	Total
		4
		5
		6
		3
		4



Answers

Favourite Zoo Animal	Tally
Lion	
Elephant	
Giraffe	
Red Panda	
Rhino	

Zoo Animal	
Lion	    
Elephant	  
Giraffe	   
Red Panda	  
Rhino	

Key
 = 5 animals

I can draw a pictogram.

We are here!



























I can read and interpret a pictogram.

END


I can read, interpret and draw block grams.

Please use this to help understand the learning journey we are taking in maths and for reminders of certain concepts. It will get updated as we work through the journey.
















1. Answer the questions about the pictogram.
 - a. How many points is each symbol worth?
 - b. How many team points did Willow get in total?
 - c. How many team points did Elm and Chestnut get altogether?
 - d. How many more points did Oak get than Elm?
 - e. "140 points were scored in total on sports day." Do you agree? Explain your reasoning.

Team	Team points from Sports Day.
Oak	     
Willow	       
Elm	    
Chestnut	      


Key

 = 10 points

2. Answer the questions using the pictogram.
 - a. How many goals did the Eagles score?
 - b. How many goals did the Cougars and Wild Cats score altogether?
 - c. How many more goals did the Seahawks score than the Wild Cats?
 - d. How many goals were scored in total?
 - e. What could the title of the pictogram be?

Team	
Eagles	 
Bisons	  
Cougars	   
Wild Cats	  
Seahawks	    























Key

 = 2 goals


3. Use the pictogram to answer the questions.
 - a. The mathstronaut says, "80 black jumpers were sold. 60 more black jumpers were sold than green jumpers." Do you agree?
 - b. Convince me that green jumpers were the least popular colour of jumper.
 - c. Convince me that black and grey jumpers were the most popular colours of jumper sold altogether.

Are these statements true or false? Explain your answers.

 - d. 24 jumpers were sold.
 - e. 40 more black jumpers were sold than red.
 - f. The difference between blue jumpers sold and green jumpers sold was 20 jumpers.

Colour	Jumpers sold over a week.
Red	  
Blue	   
Green	 
Black	      
Grey	     

Key

 = 10 jumpers

You don't need to print today's work as it is just answering questions.

Just write the question number and then the letter number you are answering.

Example:

1.

a. 10 points

b. 90

c.