


# NEW VALLEY PRIMARY SCHOOL REMOTE LEARNING

Ash Class

Monday 1<sup>st</sup> of March 2021

Please email work to Miss Weckmann:













[ash@newvalleyprimary.com](mailto:ash@newvalleyprimary.com)

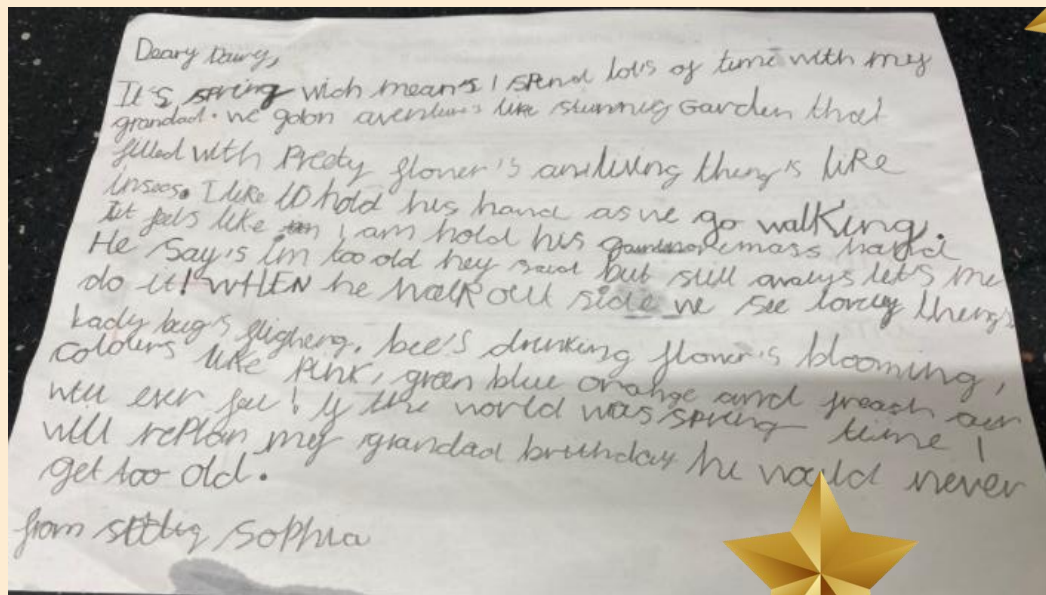


Todays printing:  
If you need to print today, please  
print pages 6, 8 and 9.

## Timetable



9 - 10	10-11	11-12	12-1	1-2	2-3
 <p>Videocall</p>	 <p>Exercise</p>	 <p>Break</p>	 <p>Maths</p>	 <p>Lunchtime</p>	 <p>Spelling</p>
+	+	+	+	+	+
 <p>VIPERS</p>	 <p>English</p>	 <p>Humanities</p>	 <p>Videocall</p>	 <p>Mindfulness</p>	 <p>Creative Time</p>



Dear Diary,

It's Spring and I'm enjoying spending lots of time with Sophia.

We take long walks in the woods and have lots of fun out in nature.


First, we go bird spotting to see lots of interesting birds and their eggs hatching. The babies make the cutest tweeting sound when they hatch.

Me and Sophia see lots of different flowers in the woods. They're all so colourful, red, yellow, blue, white, orange and pink. They smell like perfume and sweet.

I really like my walks with Sophia because we get lot of exercise and I get to spend time with my Grandaughter, looking at all the pretty colours around us.

If all the world were springtime, I would love that my birthdays are replanted because I could spend forever going on walks with Sophia.

From Grandad



Remember to try get your work in by 4pm for it to go on the WOW work page the next day!

## Maths

Today you are recognising 2D and 3D shapes.  
Click [here](#) to see your maths learning journey.

Click [here](#) for your maths video lesson.

Click [here](#) for your worksheet.

## Humanities

Science: continuing our work on Space!

Click [here](#) for Lesson 4.

## VIPERS

Click [here](#) to find your VIPERS work for today

## English

Click [here](#) to find the English work for today.

There is no working wall today.

Click [here](#) for your handwriting.

## Spelling

Practise these words by writing them out like a pyramid.

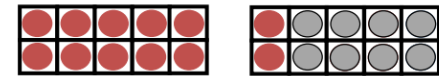
clothes grass Christmas half cold

## Daily Fluent in 5

A.  $43 + 4 =$



B.  $20 - 8 =$



C.  $10 - ? = 0$



## Creative Time

Today you could go on a colour walk!

A colour walk is a walk where you try to look for all the colours of the rainbow. You might think of it like a treasure hunt, where the treasure is colour!

Keep a list of what colours/ objects you see!

Example:

Yellow = the sun, bee, road lines

Red = bus, flower, house

Blue = sky, fence, bag



## VIPERS

We are continuing our book 'If all the world were'.

Answer the following questions.

R: Who is comforting the girl?

I: What has happened?

E: What does she mean by some tales are silent?



## LO.I can find and clarify meaning.

Today we are going to finish reading our story.  
You can watch me read it [here](#) or wait until our first session where we will read it live.

When Sophia is cleaning out her Grandad's room, she finds what she calls a kaleidoscope of memories. These objects are special memories that help her think fondly of happy times.

Today your task is to find 6 objects that mean something to you. It could be anything, a ticket to your favourite movie, a piece of jewellery given to by someone, a toy that you have great memories of playing with.


After you have found your 6 things, can you write what each thing is and give a reason why the object means something to you. You could even include some pictures of the objects to help explain.

I have put a few examples of my own special memories below.

**Hanging star:** My hanging star is very special to me as it was give to me from my university teacher when I was moving to London and she said it was so I could always remember I was a star teacher.

**Volcano rock:** My volcano rock is a great reminder for the time I climbed a volcano. It was the most adventurous I've ever been!

Thanks for not printing this page!





# HANDWRITING

If you can't print this sheet, just use lined paper or your home learning book and write it out.

Make sure to use a sharp pencil!



queue queue

queen queen

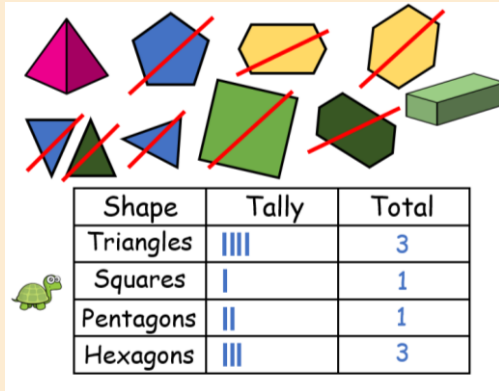
quick quick

quicker quicker

quickest quickest

If you want some extra support, watch this video from Miss Swainson.  
<https://www.youtube.com/watch?v=b50fad546c584a5388330626fc61a7e2>

# Maths Learning Journey- Shape



I know how to recognise 2D and 3D Shapes

START

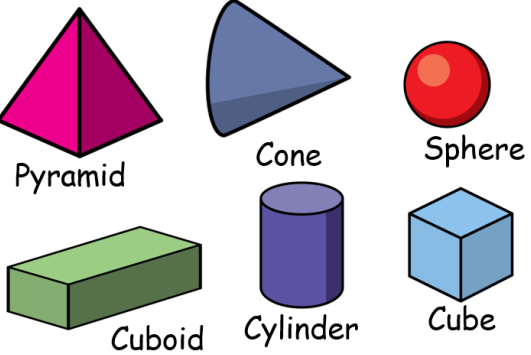
I can count the sides on 2D shapes.

I can count the vertices of 2D shapes.

I can draw 2D Shapes.

I know lines of symmetry.

Thanks for not printing this page!



Please use this to help understand the learning journey we are taking in maths and for reminders of certain concepts. It will get updated as we work through the journey.

## Recognise 2D and 3D shapes

1 Match the shape to its name.



circle

hexagon

pentagon

square

triangle

rectangle

2 Match the shape to its name.



cuboid

triangular  
prism

cube

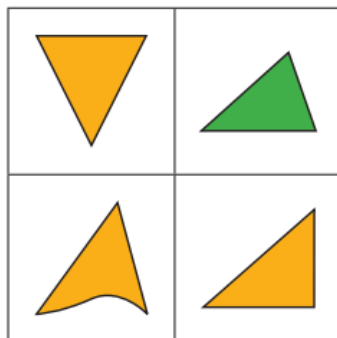
pyramid

sphere

cylinder

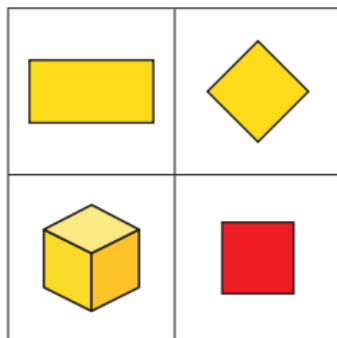


- 3 Which shape is the odd one out?  
Tick your answer.



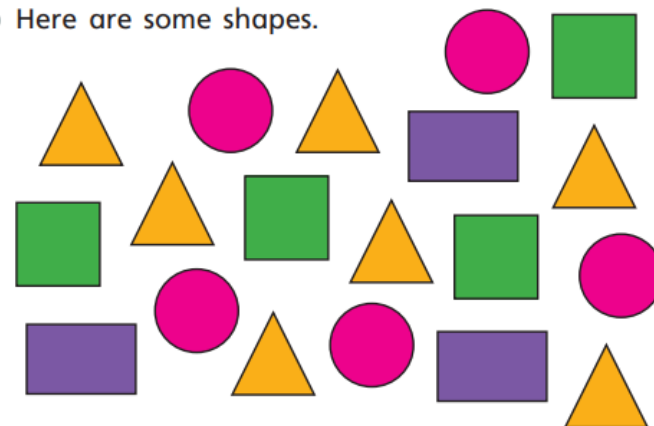
Why did you choose this shape?

- 4 Which shape is the odd one out?  
Tick your answer.



Compare answers with a partner.

- 5 Here are some shapes.



Complete the tally chart to show the number of each shape.

Shape	Tally	Total
triangle		
circle		
square		
rectangle		

Work with a partner.

Find shapes around your classroom and complete your own tally chart.