


Thanks for not printing this page!



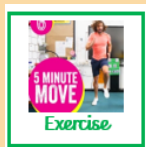
Year 1 Willow Class

Please check your emails
for your daily teams
calls.


Wednesday 10th February 2021

WELLBEING
WEDNESDAY

9:00-
9:15



9:15-
9:45




9:45-
10:00



10:00
-11:00



11:00-
12:00



12:00
-12:45




12:45-
1:30



1:30-
2:00



2:00-
3:00

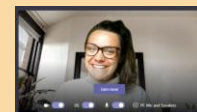
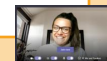


Please photograph and send any
completed work to
willow@newvalleyprimary.com




Video call

Check your emails for your
smaller group video call
reading time.

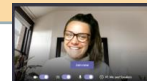


Video call

Spellings
[Click here to go to spellings](#)



Maths



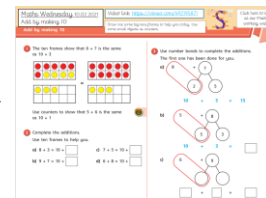
Please join the video call for an additional maths fluency session.

To find the main lesson, please follow the White Rose website links to find the teaching video and worksheet.

LO: I can add by making 10.


Activity sheet:

[Click here](#) for the extra maths challenge!



English

This week we are reading the book *Man on the Moon* by Simon Bartram.



Today's lesson:

Learning Objective: I can use time conjunctions.

[Click here](#) for the English lesson slide.

Wider Curriculum
Connecting Classrooms

New Valley have a link with a school in Nepal. We have been asked to create an e-book that shares what we know about waste. Your task today is to think about these questions:

What is waste?

What things do we use that produce waste?

Activity: Take a photo/ or draw a picture of different types of waste and label them. You could write a caption to describe it.



Wider Curriculum

Spanish

LO: I can learn fruit in Spanish.



Click here to find some e-safety story books!



Phonics

Afternoon video call. You will need a pencil, some paper...and your Fred fingers! For the rest of the time that you are not on the call, please go to Bug Club to read a book or find an additional phonics RWI video by clicking on the picture below.



Read Write Inc.

Votes for Schools



Find the Votes for Schools PowerPoint on the school website

Remember to include lots of exercise breaks within your day.



CROYDON SCHOOL SPORT PARTNERSHIPS



Fine motor & handwriting

[Click here](#) for your handwriting/ fine motor activities for today!

Vipers

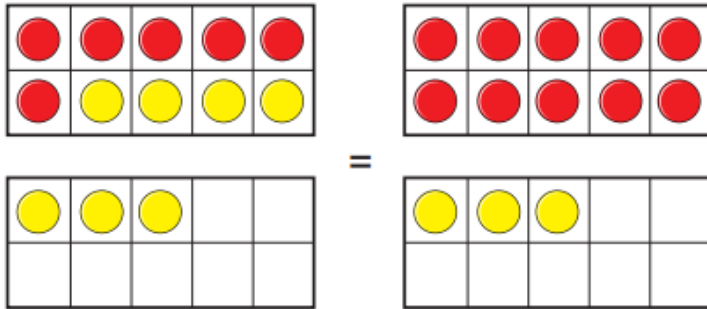
Vipers is a lesson that focuses on different reading skills.

[Click here](#) for the Vipers questions.





- 1 The ten frames show that $6 + 7$ is the same as $10 + 3$



Use counters to show that $5 + 6$ is the same as $10 + 1$

- 2 Complete the additions.
Use ten frames to help you.

a) $8 + 3 = 10 + \square$

c) $7 + 5 = 10 + \square$

b) $9 + 7 = 10 + \square$

d) $6 + 8 = 10 + \square$

- 3 Use number bonds to complete the additions.
The first one has been done for you.

a)
$$10 + 5 = 15$$

b)
$$10 + 3 = \square$$

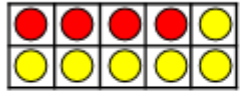
c)
$$\square + \square = \square$$

Maths Wednesday 10.02.2021

Challenge Sheet



Question 1: What number bond is represented for each picture?

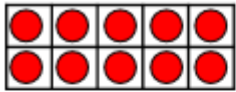


There are ____ red counters.

There are ____ yellow counters.

Altogether there are ____ counters.

____ + ____ = ____




There are ____ red counters.

There are ____ yellow counters.

Altogether there are ____ counters.

____ + ____ = ____



There are ____ red counters.

There are ____ yellow counters.

Altogether there are ____ counters.

____ + ____ = ____

Question 2: Help the superhero complete his missing numbers.



$$5 + \text{ } = 10$$

$$15 + \text{ } = 20$$

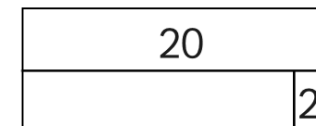
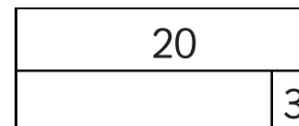

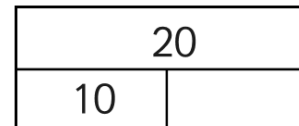
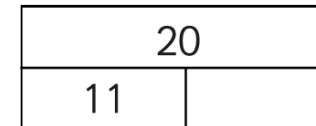
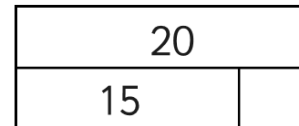


$$7 + \text{ } = 10$$

$$7 + \text{ } = 20$$

$$20 = 14 + \text{ }$$

$$20 = \text{ } + 9$$

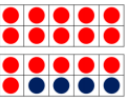
Question 3: Complete the missing numbers on the bar models.



Maths Learning Journey


Addition/ Subtraction to 20

 $6 + 4 = 10$


 $16 + 4 = 20$


Addition

altogether double
+ +
add sum
+ +
plus (+) and
+ +
near double



__ + __ is equal to 10.
10 + __ is equal to __



 $3 + 5 = 8$

 $13 + 5 = 18$

Find and make number bonds



Add by making 10

 + 

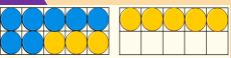

$9 + 3$ is equal to $10 + 2$

Add ones using number bonds

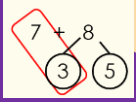
 + 

$15 + 3 = 18$

Addition is commutative.



The number 8 has been partitioned into 3 and 5 so that the first tens frame can be made into 10. Then it is easy to do $10 + 5$

$7 + 8$


Subtraction – not crossing 10

Eva has 13 tokens. She wins 5 more. How many does she have now?



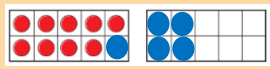
Add by counting on

START



Password: willow

5 and 3 more equals 8.
 $5 + 3 = 8$



There are 9 children on the bus. 5 more get on. How many are there now?

$9 + 5 = 14$

Addition is commutative. Start with the greater number.

END

Compare number sentences


Subtraction – not crossing 10 (counting back)


Subtraction – crossing 10

Related facts


Subtraction

take away half

 less distance between

halfway half 

difference minus (-)
subtract



English

Wednesday's lesson:

Learning Objective: I can use time conjunctions.

Today's task:

Today we are going to continue yesterday's learning about organising our ideas by using **time connectives** in our sentences.

Read the sentences on this page and use the time words below to copy and complete the sentences from the story. Make sure you write them in the correct order!

After

Then

Next

First

Finally

Eventually

----- it is time to eat! Bob goes to his rocket ship to fetch his lunch box and he eats his sandwiches, an apple and some chocolate covered nuts.

----- Bob arrives at the launch-pad and changes into his special Man on the Moon suit and boards his fantastic rocket ship.

----- Bob arrives on the moon and he starts work. He has a very important job to keep the moon clean.

----- Bob rises at six o'clock and has a cup of tea and two eggs for breakfast.

----- lunch he entertains the tourists by doing somersaults and handstands.

----- Bob flies home in his rocket and has a long bath before going to bed. He is very tired after a busy day!

----- Bob looks around to see that everyone has left and he checks inside any big craters in case anyone has fallen in.

Thanks for not printing this page!

Click here for
your English
working wall



Wednesday

English Working Wall Man on the Moon

Thanks for not printing this page!




Click on the video to learn how to form plurals.



LO: I can form plurals using -s and -es.

What is a noun?

A noun is a naming word.



If a word ends with sh, ch, ss, s, x, z we need to add 'es'

one brush



two brushes




LO: I can organise my ideas using time.



Morning - Bob gets dressed for work.



Lunchtime - Bob has a picnic with his friends for lunch.



Afternoon - Bob entertains the tourists by doing handstands and somersaults.



Evening - Bob gets home from the moon and has a long bath.

LO: I can use time conjunctions.

First → Then → Finally
Next → Lastly
After → Eventually



First Bob rises at six o'clock and has a cup of tea.



Then Bob arrives at the launch pad and puts on his spacesuit.



Next Bob goes to work on the moon. He has a very important job.



Finally Bob finishes work and flies home. He has a nice long bath.

Time Connectives



after	as soon as possible	before	earlier
eventually	finally	in the beginning	in the end
just at that moment	just then	later	meanwhile
next	several months later	suddenly	while
first	without warning	second	after that



Key Vocabulary

Plural - changing a word because there is more than one. E.g. apple - apples

Noun - nouns are used to name people, animals, things, places or ideas.

Times of the day - morning, lunchtime, afternoon, evening

Time connectives - first, then, next, after, finally, lastly, eventually

noun

Nouns are used to name people, animals, things, places, or ideas.



butterfly



dice



ball



girl



pirate

Vipers

Vipers is a lesson that focuses on different reading skills.

Discuss these questions with someone at home. Write your answers in full sentences.



Reading Vipers

Vocabulary
Infer
Predict
Explain
Retrieve
Sequence or Summarise



Click on the picture to hear the book and open the page.



What does it mean when it says the rush hour is in 'full swing'?



Who can you see in the picture? Is it busy? Can you see any aliens?



How can you tell from the picture that it's getting dark?

Wednesday


Handwriting & Fine Motor Activities

It is really important that we keep up the strength in our hands so that we can continue to develop our handwriting and writing stamina.

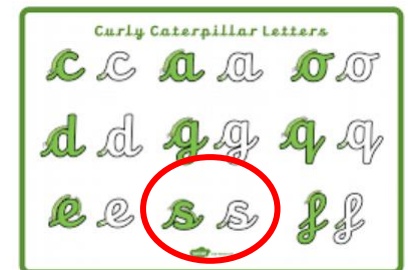
You will have fine motor activities and handwriting practice three times a week.

Trace over the letters and then have a go at writing them on your own. Remember to add a whoosh!

s



Find an old magazine and make a collage of the first letter in your name



Spelling – Wednesday

The digraphs (special friends) 'ai' and 'oi' are almost always found in the middle of words, but occasionally at the start of words.

Activity:

Look at the list of spellings, cover them and then have a go at writing them three times.

Spellings	1 st Attempt	2 nd Attempt	3 rd Attempt
rain			
train			
afraid			
join			
point			
wait			
paid			
oil			
coin			
soil			

Spellings

rain

train

afraid

join

point

wait

paid

oil

coin

soil

Wider Curriculum

Spanish

Today's lesson:

LO: I can learn animals in Spanish.



Wider Curriculum

Spanish

Last time we started learning animals or 'los animales' in Spanish. This week, we are going to look at some fruit or 'las frutas' in Spanish. Watch this short video:

[Fruits in Spanish for Children | Learn Spanish - YouTube](#)

Can you draw three bowls and number them one, two and three.

In bowl 1 – can you draw some 'uvas'

In bowl 2 – can you draw some a 'plátano'

In bowl 3 – can you draw some 'fresas'

Lightbulb question:

Can you unjumble these words and find the w for these types of fruit. Use the pictures to help



a n s d i a



a n z m a a n



j a r a n i a n



Wider Curriculum

PSHE

Connecting Classrooms

LO: I can think about what waste is and what things we use that produce waste.



Connecting Classrooms

New Valley has a link with a school in Nepal. We have been asked to create an e-book that shares what we know about waste.

Your task today is to think about these questions:

What is waste?

What things do we use that produce waste?

Activity: Take a photo/ or draw a picture of different types of waste and label them. You could write a caption to describe it.

You have also been assigned some activities to complete over the next week on Language Nut. Have fun!



This week we are thinking about e-safety and how to keep ourselves safe when using the internet. Click on the front cover to share an e-safety story book.

