

# NEW VALLEY PRIMARY SCHOOL REMOTE LEARNING

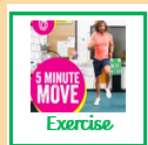
## Year 1 Willow Class

Please check your emails  
for your daily teams  
calls.


Wednesday 3<sup>rd</sup> March 2021

WELLBEING  
WEDNESDAY

9:00-  
9:15



9:15-  
9:45




9:45-  
10:00



10:00  
-11:00



11:00-  
12:00



12:00  
-12:45




12:45-  
1:30



1:30-  
2:00



2:00-  
3:00

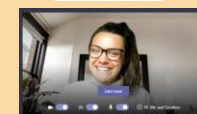
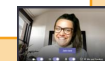


Please photograph and send any  
completed work to  
[willow@newvalleyprimary.com](mailto:willow@newvalleyprimary.com)



Video call

Check your emails for your  
smaller group video call  
reading time.



Video call

Thanks for not printing this page!



Thanks for not printing this page!




WEDNESDAY  
03.03.2021



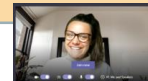
## Fairtrade Fortnight

From 22<sup>nd</sup> February-7<sup>th</sup> March,  
it is Fairtrade Fortnight 202.

[Click here](#) to find your activity.



## Maths




Please join the video call for an additional maths fluency session.

This week I will be assessing where the children are working to help with planning for when they come back next week. Please click below to find the activity:


Activity sheet:

[Click here](#) for an extra maths challenge!



## English

This week we are reading the book 'The Storm Whale' by Benji Davies.



Today's lesson:

Learning Objective: I can retell the story.

[Click here](#) for the English lesson slide.



## Wider Curriculum PSHE

LO: I can think about how to have a positive mindset.

[Click here](#) to find the video and activity for today.

## Wider Curriculum Spanish

Recap your learning from last term by [clicking here](#)!



## Fine motor & handwriting

[Click here](#) for your handwriting/ fine motor activities for today!



## Spellings

[Click here to go to spellings](#)



## Vipers

Vipers is a lesson that focuses on different reading skills.

[Click here](#) for the Vipers questions.



## Phonics

Afternoon video call. You will need a pencil, some paper...and your Fred fingers! For the rest of the time that you are not on the call, please go to Bug Club to read a book or find an additional phonics RWI video by clicking on the picture below.

Read Write Inc.



VOTES FOR SCHOOLS

## Votes for Schools



Find the Votes for Schools PowerPoint on the school website

Remember to include lots of exercise breaks within your day.





# Maths Wednesday 03.02.2021

## Consolidation Week

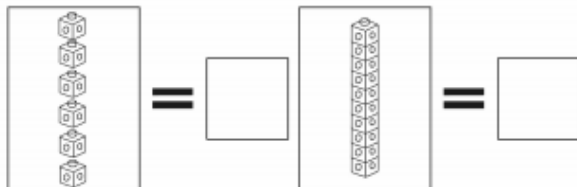
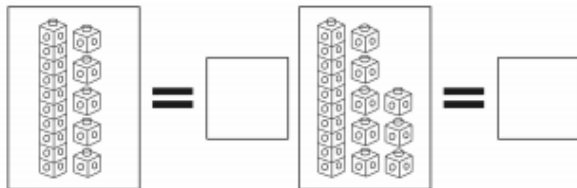
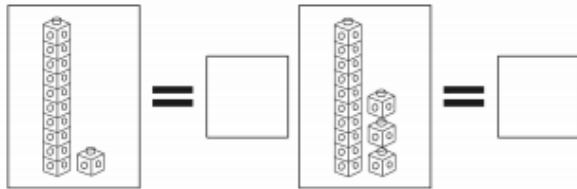
### Tens and Ones

Match the number to the correct representation.

Complete the stem sentence for each number.

The whole is \_\_\_.

It has \_\_\_ tens and \_\_\_ ones.



11 10 6 13 18 15



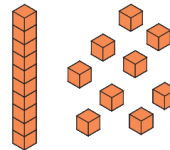
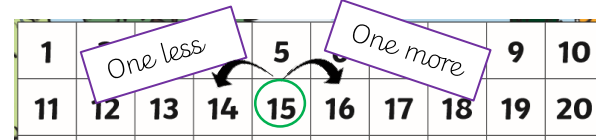
Click on the brain to find today's extra maths task.

This week, I am going to be assessing where you are in your learning, to allow me to establish any gaps and help me to inform future planning or intervention.

Please try and do this work independently, so that I know exactly how to support you when we return to school.

### One more/ one less

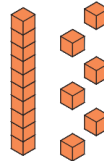
Using the number grid to help you, calculate one more/one less than each number.



The number is \_\_\_

One more than \_\_\_ is \_\_\_

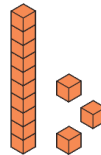
One less than \_\_\_ is \_\_\_



The number is \_\_\_

One more than \_\_\_ is \_\_\_

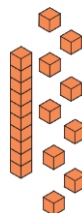
One less than \_\_\_ is \_\_\_



The number is \_\_\_

One more than \_\_\_ is \_\_\_

One less than \_\_\_ is \_\_\_



The number is \_\_\_

One more than \_\_\_ is \_\_\_

One less than \_\_\_ is \_\_\_



## English

Wednesday's lesson:



Learning Objective: I can retell the story of The Storm Whale.

Today you are going to be retelling the story of The Storm Whale. You need to think about your learning from the last two weeks about this story to help you.

Success Criteria:

- ✓ Plan out your sentences orally before writing them down. (Think it, say it, write it, check it)
- ✓ Use capital letters and full stops.
- ✓ Use finger spaces and cursive handwriting.
- ✓ Include expanded noun phrases (adding adjectives for description).
- ✓ Vary your sentence openers.
- ✓ Sequence the events in the story chronologically.
- ✓ Include different types of sentences (exclamatory, statement, question, command).

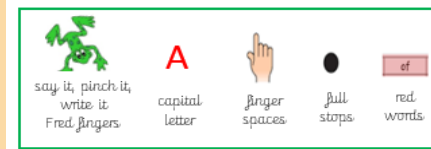
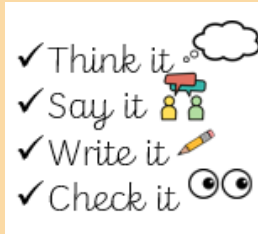
Click on the front cover to listen to Miss Wingrave read the story.



Activity:

Retell the story of The Storm Whale.

If you are stuck for how to start the story, have a look at some of these sentence openers.



## Sentence Openers

Time	Order	Where
One day	At first	In the middle of the...
One morning	First	Under the bridge...
One evening	Second	Over the bridge...
After that	Third	In the distance...
After a while	Then	Far away...
Before long	Last	In a far off land...
Afterwards	Finally	Inside of...
As soon as	Next	At the end of...
At last	To add information	On top of the...
A moment later		Next to the...
In the meantime		Nearby...
Later on	Again	Opposite the...
Meanwhile		Comparisons
Soon		However
During	Also	Yet
Now	Another	Despite
Next week	Along with...	Still
All of a sudden	For example...	Unlike
	As well as	Even though
		Although
		Rather than




Wednesday

# English Working Wall


## The Storm Whale

Thanks for not printing this page!




Commas

Click on the picture on hear Miss Wingrave read the book.



- ✓ Think it
- ✓ Say it
- ✓ Write it
- ✓ Check it



Time	Order	Where
One day	At first	In the middle of the...
One morning	First	Under the bridge...
One evening	Second	Over the bridge...
After that	Third	In the distance...
After a while	Then	Far away...
Before long	Last	In a far off land...
Afterwards	Finally	Inside of...
As soon as	Next	At the end of...
At last		On top of the...
A moment later		Next to the...
In the meantime		Nearby...
Later on		Opposite the...
Meanwhile		
Later on		
During		
Now		
Next week		
All of a sudden		


LO: I can use expanded noun phrases.



Determiner noun, adjective, noun.



The fierce, crashing waves.

LO: I can sequence events in a story.



LO: I can retell the story.

- Success criteria:
- ✓ Capital letter & full stops.
  - ✓ Different types of sentences.
  - ✓ Expanded noun phrases.
  - ✓ Interesting sentence starters.



say it, pinch it, write it  
Fred fingers

A

capital letter

finger spaces

full stops

red words

What is a noun?

- (naming word)
- Boat
  - Sea
  - Paddle
  - Wave

What is an adjective?

- (describing word)
- Crashing
  - Wooden
  - Big
  - Fierce

Where does the adjective go?

The adjective goes before the noun.

For example  
The big wave.  
The wooden boat.

What if I want to use more than one adjective?

If you want to use two adjectives, you need to use a comma after your first adjective.

For example  
The big, crashing wave.  
The creaky, wooden boat.

### Key Vocabulary

Expanded noun phrase  
Noun – naming word  
Adjective – describing word

lots of yummy, cold ice cream

determiner

adjective

noun

## Spelling – Wednesday

The long vowel sound /e/ can be spelt using 'ee' (what can you see). The letters 'ee' make a long vowel sound like in the word see.

### Activity:

Write the correct spelling word to complete the sentences. Write the sentences out neatly.

### Spellings

feel

tree

green

meet

week

see

free

sheet

feet

seek

I wear shoes on my \_\_\_\_\_.

A \_\_\_\_\_ has seven days.

The branches on the \_\_\_\_\_ are covered with \_\_\_\_\_ leaves.

The grass is \_\_\_\_\_.

My teacher needs glasses to \_\_\_\_\_.

I \_\_\_\_\_ proud when I get the answers right.


It is polite to shake hands when you \_\_\_\_\_ someone new.

Sometimes we play hide and \_\_\_\_\_ at playtimes.

# Vipers

Vipers is a lesson that focuses on different reading skills.

Discuss these questions with someone at home. Write your answers in full sentences.



Click on the picture to hear the book and open the pages you need .

## Reading Vipers

**V**ocabulary  
**I**nfer  
**P**redict  
**E**xplain  
**R**etrieve  
**S**equence or Summarise



What do you think Dad will do when he returns home?

---

---



Why isn't it good for a whale to be out of water?

---

---



What makes an 'excellent listener'?

---

---




Wednesday

## Handwriting & Fine Motor Activities

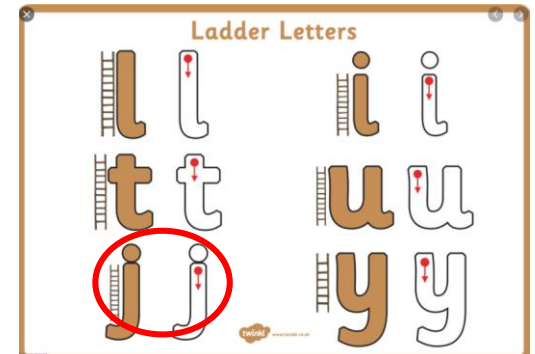
It is really important that we keep up the strength in our hands so that we can continue to develop our handwriting and writing stamina. You will have fine motor activities and handwriting practice three times a week.

Trace over the letters and then have a go at writing them on your own. Remember to add a whoosh!

j



Make some numbers using playdoh.



## Wider Curriculum

### Spanish

Today's lesson:

LO: I can learn colours in Spanish.



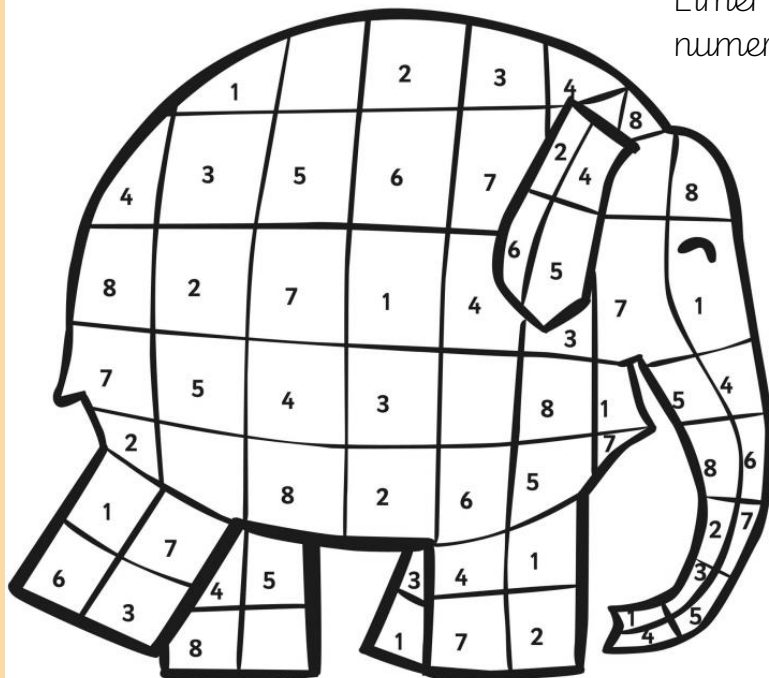
Last term we starting learning Spanish. We learnt the colours, numbers and animals.

This week you are going to recap over this learning and you have some assignments to complete on Language Nut. You have 2 weeks to complete these.

1 = **Amarillo** 2 = **Naranja** 3 = **Azul** 4 = **Rojo**  
5 = **Púrpura/Morado** 6 = **Negro** 7 = **Rosa** 8 = **Verde**



Colorea a  
Elmer con los  
numeros.



## Wider Curriculum

### PSHE

Today's lesson:

LO: I can think about how to have a positive mindset.



Ask your parents or guardians if you can watch the following clip: 'Sesame Street: Kids Talk About New Things'

<https://www.youtube.com/watch?v=nAuPow9DjP8>



### Reflect:

Why is it important for us to try new things?

Choose something new to try.

You could:

- Play a new musical instruments
- Use a skipping rope
- Create a puppet play using your toys
- Use a hula-hoop
- Draw a picture with your toes

Draw yourself trying this new activity. Make the sure expression on your face shows how you are feeling!

### Story Time!

Will Lola try something new?  
'I Will Not Ever Never Eat a Tomato' by Lauren Child.





## It is Fairtrade Fortnight.

This Fairtrade Fortnight we are thinking about what we want the world to be and the ways in which we can make choices to shape the world.

### What is 'a choice'?

Having a choice means the right or possibility of choosing between different things. In your choices, you get to weigh up the good things and bad things about the options.

To make a choice that is good for us, we need to know a bit about what our options are. But the choices we make don't just affect us. Many of our choices will have an effect on other people. Sometimes they will have a big effect. Today, you have already made choices that impact the lives of many other people around the world.

The things we buy and enjoy have a big effect on the lives of other people. Everything we eat, wear, play with has been grown or made by someone somewhere, and the products we buy will make a difference to the sort of life those people have.

<p><b>Create a Fairtrade farm in a shoe box! What Fairtrade product is growing on your farm?</b></p> <p>You will need:</p> <ul style="list-style-type: none"> <li>☐ A shoe box</li> <li>☐ Junk/recycled materials</li> <li>☐ Drawing materials and paints</li> <li>☐ Inspiration from Fairtrade farmers</li> </ul>	<p><b>Share your vision of the world you want</b></p> <p>Create your vision for the world you want, for the planet and everything on it. Share your artwork, prose, poem or film by emailing <a href="mailto:schools@fairtrade.org.uk">schools@fairtrade.org.uk</a> with your name and age.</p> 	<p><b>Cocoa trees grow in countries with tropical climates.</b></p> <p>Find out what fruit trees grow in the UK. With an adult, make a plan to grow your own!</p> 	
<p><b>Congratulations! You are the Head Chef at the 'Choose the world you want' restaurant.</b></p> <p>Design a delicious menu that makes a difference in the world.</p> 	<p><b>CLIMATE, FAIRTRADE AND YOU</b></p> <p>Home learning grid for primary schools</p>  		<p><b>Talk about it!</b></p> <p>Tell a family member or friend about Fairtrade and the difference it makes to people and the planet.</p> 
<p><b>The choices that we make can affect the planet and the people that live on it in positive and negative ways.</b></p> <p>Make a choice that is positive for people and planet today! Write a sentence explaining your choice.</p> 	<p><b>Bake a difference.</b></p> <p>With an adult, bake or cook using at least one Fairtrade ingredient.</p> <p>Decorate your creation with the <b>FAIRTRADE Mark!</b></p> 	<p><b>Use Google Maps or an atlas to travel around the world! Can you find a country where cocoa grows?</b></p> <p>Check the temperature in that country today. What was the temperature in that country 50 years ago? Has it changed?</p> 	

Click on the video below to help you think about how you can make a difference in the world through the small choices you make every day.

### Change the world through your choices



### Activity:

Choose one of the activities from the home learning grid above to complete with someone at home.

**Thanks for not printing this page!**

It is up to all of us every day to make good choices, that help to create the world we want.