

At New Valley, we are proud to:

### Online Classroom Etiquette

- be on time
- mute yourself
- turn on video
- no food or drinks
- be respectful
- raise your hand to talk
- come prepared
- be in a quiet room

Set Up  
For  
Success!

# NEW VALLEY PRIMARY SCHOOL REMOTE LEARNING



NEW VALLEY

## Year 1 Willow Class

Tuesday 9<sup>th</sup> February 2021

Thanks for not printing this page!

9:00-  
9:15

9:15-  
10:00

10:00-  
10:30

10:30  
-11:00

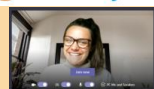

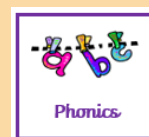


11:00-  
12:00

12:00  
-12:45

12:45-  
1:30

1:30-  
2:00

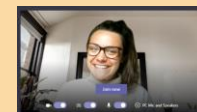
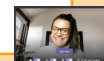
2:00-  
3:00



10am Class  
Video call



There will be no small group reading sessions today as we have a class assembly at 10am.



Video call

Please photograph and send any completed work to [willow@newvalleyprimary.com](mailto:willow@newvalleyprimary.com)

WOW work from yesterday!  
Send in your work by 4pm to try  
to get it on the WOW page  
tomorrow.

Thanks for not printing this page!


Quiz Results:  
Lesson: Which materials float and sink?

Recap Quiz:

100%

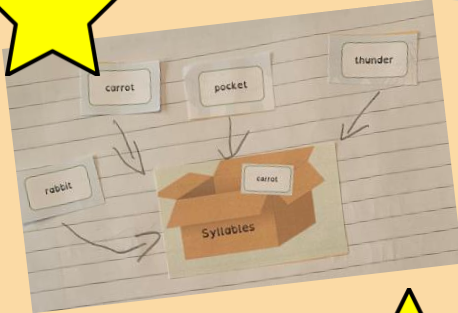
3 out of 3 correct.

Complete the sentences.  
There are 13 blue counters.  
There are 5 yellow counters.  
Together there are 21 counters.



15.5.20  
5.15.20  
20.15.5  
20.5.15

Singular	Plural
egg	eggs
astronaut	astronauts
alien	aliens
one rocket	lots of rockets
one tourist	lots of tourists
one jump	lots of jumps
one somersault	lots of somersaults
one spaceship	lots of spaceships



Learning Objective: I can form plurals using -s and -es.

astronaut	astronauts
somersault	somersaults
handstand	handstands (compound word)
crater	craters
spaceship	spaceships

English

egg - lots of eggs

astronauts - lots of astronauts

aliens - lots of aliens

rocket - lots of rockets

tourist - lots of tourists

jump - lots of jumps

somersault - lots of somersaults

spaceship - lots of spaceships

space - lots of space

handstand - lots of handstands

crater - lots of craters





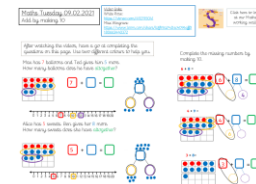
Please join the video call for an additional maths fluency session.

To find the main lesson, please follow the White Rose website links to find the teaching video and worksheet.

LO: I can add my making 10.


Click on the picture for the Maths slide.

Click here for the extra Maths challenge!



## English

This week we are reading the book Man on the Moon by Simon Bartram.



Today's lesson:

Learning Objective: I can organise my ideas using time.

Click here for the English lesson slide.



There is also a Safer Internet Day live lesson on CBBC.  
Click here to find out more.  
We will have no 11-12 call so that you can do this instead.

## Safer Internet Day

This Safer Internet Day is exploring the theme, 'An internet we trust: exploring reliability in the online world.'

With many young people now learning remotely, it is really important that children are using the internet safely and sensibly.

**Today we will be having a class assembly at 10am.**

We will be sharing a short story called 'Detective Digiduck'

Today's activity:

Make a Digiduck mask. You could use a paper plate, yellow paper, feathers...its is completely up to you!



Watch some Numberblocks and Alphablocks to support your learning.



## Vipers

Vipers is a lesson that focuses on different reading skills.

Click here for the Vipers questions.




## Phonics

Afternoon video call. You will need a pencil, some paper...and your Fred fingers! For the rest of the time that you are not on the call, please go to Bug Club to read a book or find an additional phonics RWI video by clicking on the picture below.



## Spellings

Click here to go to spellings



# Maths Tuesday 09.02.2021

## Add by making 10

Video links:

White Rose:

<https://vimeo.com/492195041>

Miss Wingrave:

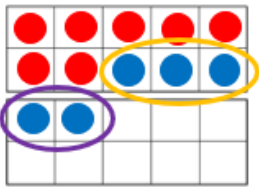
<https://www.loom.com/share/b3f93a24d1ec4096aff3180663440372>



Click here to look at our Maths working wall!

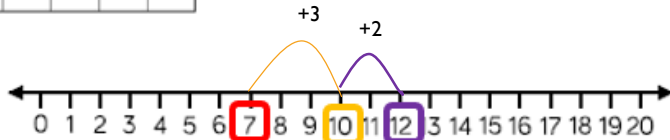
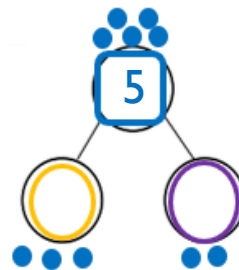
After watching the videos, have a go at completing the questions on this page. Use two different colours to help you.

Max has 7 balloons and Ted gives him 5 more.  
How many balloons does he have *altogether*?

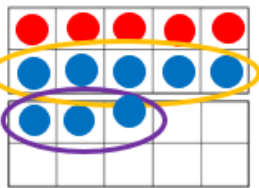


$$7 + 5 = \square$$

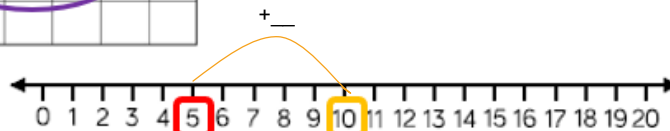
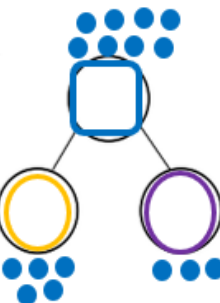
Partition the number you are adding on to help you make 10.



Alice has 5 sweets. Ben gives her 8 more.  
How many sweets does she have *altogether*?

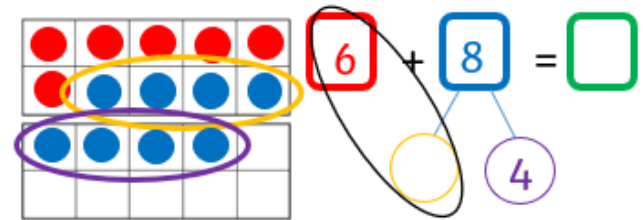


$$5 + \square = \square$$

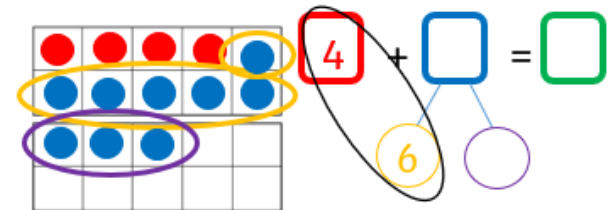


Complete the missing numbers by making 10.

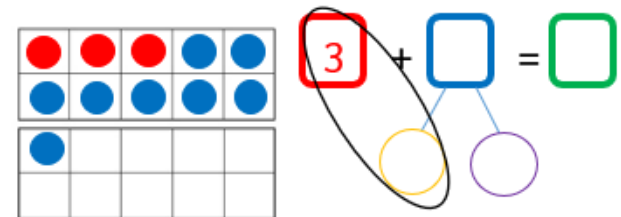
$$6 + 8 =$$



$$4 + 9 =$$



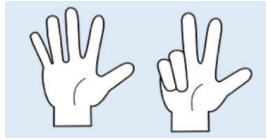
$$3 + 8 =$$



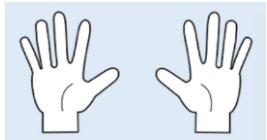


## Challenge Sheet

### Question 1: Number bonds to 10

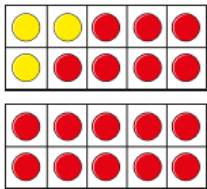


How many fingers is Bob showing? \_\_\_  
 How many more fingers does he need to show to make 10? \_\_\_  
 \_\_\_ + \_\_\_ = \_\_\_



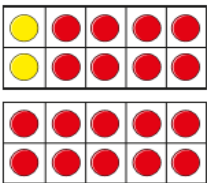
How many fingers is Max showing? \_\_\_  
 How many more fingers does he need to show to make 10? \_\_\_  
 \_\_\_ + \_\_\_ = \_\_\_

### Question 2: Number bonds to 20



There are \_\_\_ yellow counters.  
 There are \_\_\_ red counters.  
 \_\_\_ and \_\_\_ make 20.  
 \_\_\_ + \_\_\_ = 20

\_\_\_ + \_\_\_ = \_\_\_  
 \_\_\_ + \_\_\_ = \_\_\_  
 \_\_\_ = \_\_\_ + \_\_\_  
 \_\_\_ = \_\_\_ + \_\_\_


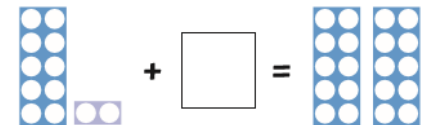
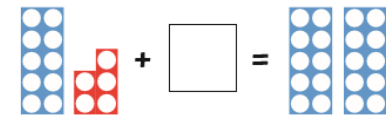
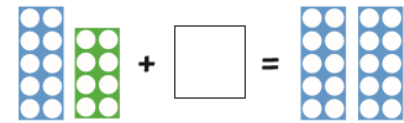
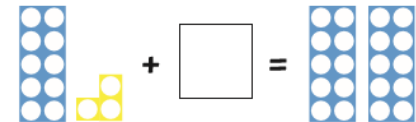
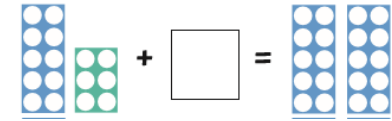


There are \_\_\_ yellow counters.  
 There are \_\_\_ red counters.  
 \_\_\_ and \_\_\_ make 20.  
 \_\_\_ + \_\_\_ = 20

\_\_\_ + \_\_\_ = \_\_\_  
 \_\_\_ + \_\_\_ = \_\_\_  
 \_\_\_ = \_\_\_ + \_\_\_  
 \_\_\_ = \_\_\_ + \_\_\_

### Question 3: Number bonds to 20

Complete the numicon number sentences to make number bonds to 20.



# Maths Learning Journey

## Addition/ Subtraction to 20

$6 + 4 = 10$

$16 + 4 = 20$

**Addition**

altogether      double  
+      +  
add      sum  
+      +  
plus (+)      and  
+      +  
near double

\_\_ + \_\_ is equal to 10.  
10 + \_\_ is equal to \_\_

$3 + 5 = 8$

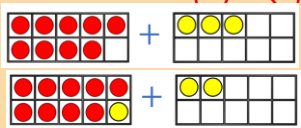
$13 + 5 = 18$

Find and make number bonds



We are here!

Add by making 10



$9 + 3$  is equal to  $10 + 2$

Compare number sentences

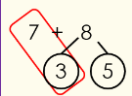
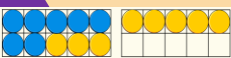
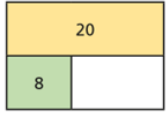
Thanks for not printing this page!

Add ones using number bonds



$15 + 3 = 18$

Addition is commutative.



The number 8 has been partitioned into 3 and 5 so that the first tens frame can be made into 10. Then it is easy to do  $10 + 5$

Subtraction – not crossing 10

Eva has 13 tokens. She wins 5 more. How many does she have now?



Add by counting on

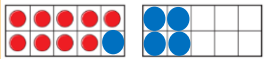
START



Password: willow

5 and 3 more equals 8.  
 $5 + 3 = 8$

Addition is commutative. Start with the greater number.



There are 9 children on the bus. 5 more get on. How many are there now?

$9 + 5 = 14$

Subtraction – not crossing 10 (counting back)

Subtraction – crossing 10

Related facts

**Subtraction**


take away      halve

less      distance between

halfway      half

difference      minus (-)  
subtract      subtract






## English

Tuesday's lesson:

Learning Objective: I can organise my ideas using time.



Click on the picture to listen to Mrs Ricci read the story to help refresh your memory.

Click here for your English working wall



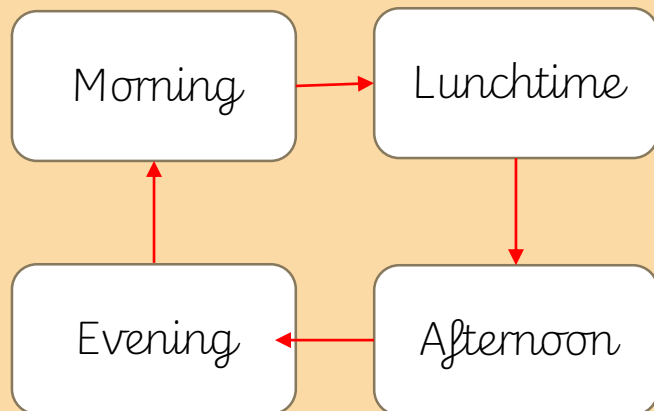
## Today's task:

Have a look at all the pictures from the story and sort them into the correct time frame in your table for when Bob did them. Write a short sentence or key words to represent each picture.



Morning	Lunchtime	Afternoon	Evening

In class, we have spoken a lot about time words and how we can use these to sequence the ideas from the story.

Today we are going to be using time words that are specific for certain times throughout the day.



Thanks for not printing this page!




Tuesday



Click on the video to learn how to form plurals.

## English Working Wall Man on the Moon



LO: I can form plurals using -s and -es.

What is a noun?

A noun is a naming word.

dog  
Lots of dogs

Singular = 1	Plural = more than 1
One dog	Lots of dogs
One door	Lots of doors
One pencil	Lots of pencils
One lamp	Lots of lamps

LO: I can organise my ideas using time.



Morning - Bob gets dressed for work.



Lunchtime - Bob has a picnic with his friends for lunch.



Afternoon - Bob entertains the tourists by doing handstands and somersaults.



Evening - Bob gets home from the moon and has a long bath.

If a word ends with **sh, ch, ss, s, x, z** we need to add **'es'**

one brush



two brushes



### noun

Nouns are used to name people, animals, things, places, or ideas.



butterfly



dice



ball



girl



pirate

### Key Vocabulary

**Plural** - changing a word because there is more than one.

E.g. apple - apples

**Noun** - nouns are used to name people, animals, things, places or ideas.

**Times of the day** - morning, lunchtime, afternoon, evening

Thanks for not printing this page!



say it, pinch it,  
write it  
Fred fingers

A

capital  
letter



finger  
spaces



full  
stops

of

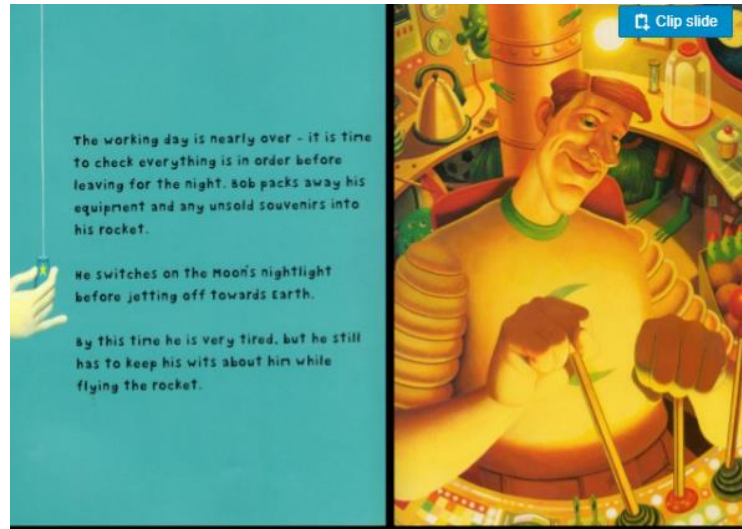
red  
words



## Vipers

Vipers is a lesson that focuses on different reading skills.

Discuss these questions with someone at home. Write your answers in full sentences.



### Reading Vipers

**V**ocabulary  
**I**nfer  
**P**redict  
**E**xplain  
**R**etrieve  
**S**equence or Summarise



Click on the picture to hear the book and open the page.



What does Bob need to do before heading back to Earth?

---

---



What other words could you use instead of 'jetting off'... you could use some onomatopoeia?

---

---



Why do you think Bob is tired?

---

---

## Spelling – Tuesday

Sometimes words can be joined together to form **compound** words so we are going to break words up into smaller parts. Try clapping your hands together to beat out the syllables in this weeks words.

### Activity:

Write out all of the spellings below. For each word, mark the syllables with different colours.

The word carrot has been done for you.

carrot	football	rabbit	farmyard	thunder
bedroom	pocket	sunset	playground	blackberry

### Spellings

pocket

rabbit

carrot

thunder

sunset

football

playground

farmyard

bedroom

blackberry



Safer Internet Day, coordinated by the UK Safer Internet Centre, is an annual celebration aiming to raise awareness of emerging online issues and concerns amongst young people, from cyberbullying to social networking to digital identity.

Instead of our normal 11-12 calls, today you can watch the BBC 30-minute Live Internet Safety Lesson. This has been made in partnership with the UK Safer Internet Centre, aimed at primary-aged students and linked to the primary computing curriculum. The children will learn about how we can stay safe, responsible and wise in an increasingly digital world, with tips and advice from some of the biggest personalities on the web. The lesson will be made available on BBC Teach and on the CBBC channel today at 11am.

Thanks for not printing this page!

Activity:

Can you think of all the things you use the internet for?



What else do you use the internet for?