

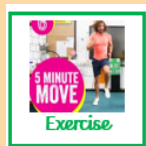
Year 1 Willow Class

Please check your emails
for your daily teams
calls.


Monday 8th February 2021

Thanks for not printing this page!

9:00-
9:15



9:15-
10:00




10:00
-10:15



10:15-
11:00



11:00-
12:00




12:00
-12:45




12:45-
1:30



1:30-
2:00



2:00-
3:00

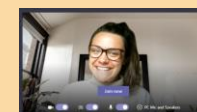
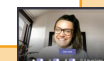


Please photograph and send any
completed work to
willow@newvalleyprimary.com



Video call

Check your emails for
your smaller group video
call reading time.



Video call

Thanks for not printing this page!




MONDAY
08.02.2021



English

This week we are reading the book
Man on the Moon by Simon
Bartram.



Today's lesson:

Learning Objective: I can form
plurals using -s and -es.

[Click here](#) to find today's lesson!



Vipers

Vipers is a lesson that focuses on
different reading skills.

[Click here](#) for the Vipers questions.



Fine motor & handwriting

[Click here](#) for your handwriting/ fine
motor activities for today!



Wider Curriculum

Science

Materials

Lesson 4: Which materials float and
sink?

Lesson link:

[https://classroom.thenational.academy/
lessons/which-materials-float-and-
sink-cdj66c](https://classroom.thenational.academy/lessons/which-materials-float-and-sink-cdj66c)



Music

Pulse



Lesson 4: Physicalising pulse in different
ways.

Lesson link:

[https://classroom.thenational.academy/lessons/
physicalising-pulse-in-different-ways-crt62t](https://classroom.thenational.academy/lessons/physicalising-pulse-in-different-ways-crt62t)

PE

Join in with some yoga to
help build your core
strength!



Phonics

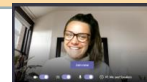
Afternoon video call. You will need a pencil,
some paper...and your Fred fingers! For the
rest of the time that you are not on the call,
please go to Bug Club to read a book or
find an additional phonics RWI video by
clicking on the picture below.



Read Write Inc.



Maths



Please join the video call for an
additional maths fluency session.

To find the main lesson, please
follow the White Rose website links
to find the teaching video and
worksheet.

LO: I can find and make number
bonds.


Click on the picture
for the Maths slide.

[Click here](#) for the extra
Maths challenge!



Spellings

[Click here to go to
spellings](#)



Remember to include lots of
exercise breaks within your day.



CROYDON
SCHOOL
SPORT
PARTNERSHIPS



Click on the
Croydon CSSP
to find daily
activity
videos.



Maths Monday 08.02.2021

Find and make number bonds

Video link:

<https://www.loom.com/share/10066571815048e6ba47a802b32463f0>

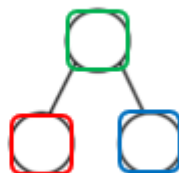
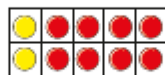


Click here to look at our Maths working wall!

Describe the number bonds shown.

--- + --- make ---

--- is made of --- and ---



$$--- + --- = ---$$

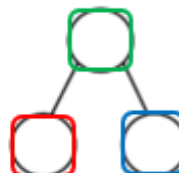

$$--- + --- = ---$$

$$--- = --- + ---$$

$$--- = --- + ---$$

--- + --- make ---

--- is made of --- and ---



$$--- + --- = ---$$

$$--- + --- = ---$$

$$--- = --- + ---$$

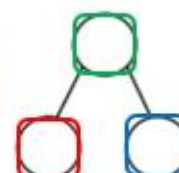
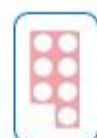

$$--- = --- + ---$$



Use your number bond to 10, to help you with your number bond to 20.
Can you see the relationship?

--- + --- make ---

--- is made of --- and ---



$$--- + --- = ---$$

$$--- + --- = ---$$

$$--- = --- + ---$$

$$--- = --- + ---$$

Look at this number bond to 10. Can you write the related number bond to 20 fact family?



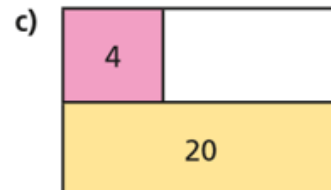

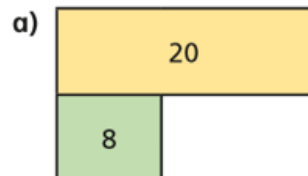
$$--- + --- = ---$$

$$--- + --- = ---$$

$$--- = --- + ---$$

$$--- = --- + ---$$

Use your number bonds to 10 to help you solve these bar models for number bonds to 20.



Maths Monday 08.02.2021

Challenge Sheet



Question 1: Recap of adding by counting on.

Ellie has 11 golden tickets. She finds 4 more.
How many does she have now?

$$___ + ___ = ___$$

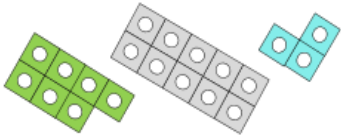
11

Mike has 14 golden tickets. He finds 4 more.
How many does he have now?

$$___ + ___ = ___$$

14

Question 2: Recap of making number bonds to 20.



Which number sentence matches the number bond?

$$17 + 3$$

☐

$$20 - 3$$

☐

$$13 + 7$$

☐

Question 3:
Recap of making numbers bonds to 20.

Complete the sentences.

There are $___$ blue counters.

There are $___$ yellow counters.

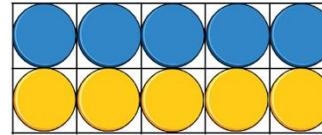
Altogether there are $___$ counters.

$$___ + ___ = ___$$

$$___ + ___ = ___$$

$$___ = ___ + ___$$

$$___ = ___ + ___$$



Complete the sentences.

There are $___$ blue counters.

There are $___$ yellow counters.

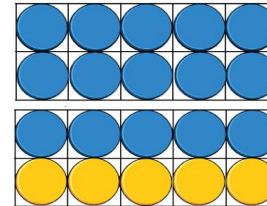
Altogether there are $___$ counters.

$$___ + ___ = ___$$

$$___ + ___ = ___$$

$$___ = ___ + ___$$

$$___ = ___ + ___$$



Question 4: Making number bonds to 20.

Complete the number sentences to show the number bonds to 20.



$$\square + \square = 20$$



$$\square + \square = 20$$

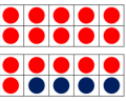


$$\square + \square = 20$$

Maths Learning Journey

Addition/ Subtraction to 20

 $6 + 4 = 10$

 $16 + 4 = 20$


Addition


altogether double


add sum

plus (+) and

near double



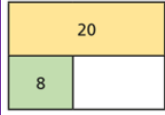
 $3 + 5 = 8$

 $13 + 5 = 18$

Find and make number bonds

We are here!

Add by making 10




Add ones using number bonds



$15 + 3 = 18$

Addition is commutative.

Eva has 13 tokens. She wins 5 more. How many does she have now?



Add by counting on

START



5 6, 7, 8

5 and 3 more equals 8.

$5 + 3 = 8$



There are 9 children on the bus. 5 more get on. How many are there now?

$9 + 5 = 14$

Addition is commutative. Start with the greater number.

Subtraction – not crossing 10

Subtraction – not crossing 10 (counting back)

END

Compare number sentences

Subtraction – crossing 10

Related facts

Subtraction

take away half

less distance between

halfway half

difference minus (-)

subtract


Last week's learning

Describe Bob's **personality** and **appearance**


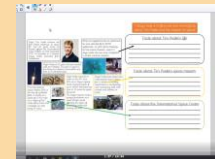


English Working Wall

Man on the Moon



Watch Miss Wingrave's video to help you!
Password: willow




Find extra information on the NASA website.



Click here to find an interview with Tim Peake.

I can respond to an illustration.



I can ask questions.



An **interview** is trying to find out information by asking questions.

How loud is your rocket?

How many times have you been to the moon?

How long does it take to get to the moon?

Do you believe in the aliens?

Questions for Bob



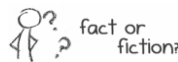
Add to our class padlet with your ideas



LO: I know fact and fiction.

A fact is something that is true.

Fiction is something that is made up.



Watch this video to help you learn about the different between fact and fiction.



LO: I can carry out research about a famous astronaut.

Tim Peake's life

- First British astronaut in over 20 years.
- 43 years old.
- Selected from 8000 applicants.


Tim Peake's space mission

- Blasted off to the space station on 15th December 2015 and returned on 18th June 2016.

International Space Station

- Size of a football field
- Completes an orbit every 90 minutes.

LO: I can write a report.



Click on the example report to have a closer look!

What adjectives can you use to describe Bob?

adjective

Adjectives describe nouns or pronouns.



delicious cake



sparkly diamond



beautiful flower

Key Vocabulary

Fact - A fact is something that is true.

Title - tell the reader what the report is going to be about

Subheading - break the information down into big ideas. Each subheading will tell the reader what that section of the report is going to be about

Caption - a sentence to describe what is shown or happening in the picture

Thanks for not printing this page!

Non-Chronological Reports

We write non-chronological reports to give people information on a particular subject.

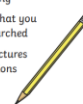
Examples

- non-fiction book
- information leaflet
- fact sheet or fact file



Structure

- use a title
- write an introduction
- put your information into sections
- give each section a sub-heading
- use facts that you have researched
- include pictures with captions



Language Features

- use formal language, e.g. habitat, astronaut, monarch
- remember your full stops and capital letters
- add apostrophes to show possession, e.g. The Queen's birthday.
- use 'that', 'because', 'when' and 'if' to create longer sentences






English

Monday's lesson:

Learning Objective: I can form plurals using -s and -es.



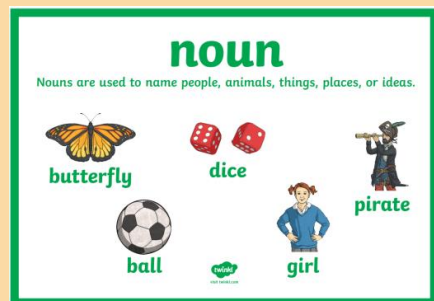
Today's task:

Today you are going to be changing some of the words from the book into plural from singular.

Look at the words below, and write them out in both the singular and plural forms.

What is a noun?

Nouns are used to name people, animals, things, places, or ideas.




What does singular mean?

There is only one.



What does plural mean?

There is more than one.



egg

somersault

astronaut

spaceship

alien

star

rocket

sandwich

tourist

handstand

jump

crater

Singular = 1

Plural = more than 1

One dog

Lots of dogs

One door

Lots of doors

One pencil

Lots of pencils

One lamp

Lots of lamps

For most words, we just add 's' on the end of it to change it to plural.

But...we have to be careful as if a word ends in one of these sounds then we have to add 'es'.

one brush



two brushes



For example

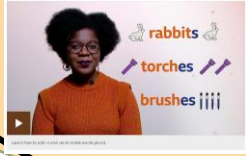
egg → lots of eggs

Click here for your English working wall



Thanks for not printing this page!

Today's learning




Click on the video to learn how to form plurals.

LO: I can form plurals using -s and -es.

What is a noun?
A noun is a...

What is a noun?
A noun is a naming word.

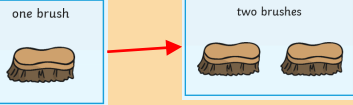
dog



Lots of dogs

Singular = 1	Plural = more than 1
One dog	Lots of dogs
One door	Lots of doors
One pencil	Lots of pencils
One lamp	Lots of lamps

If a word ends with sh, ch, ss, s, x, z we need to add 'es'



noun

Nouns are used to name people, animals, things, places, or ideas.



butterfly



dice



ball




girl




pirate

English Working Wall
Man on the Moon



Thanks for not printing this page!



Key Vocabulary

Plural – changing a word because there is more than one. E.g. apple – apples

Noun – nouns are used to name people, animals, things, places or ideas.



say it, pinch it,
write it
Fred Fingers

A

capital
letter



Finger
spaces



full
stops

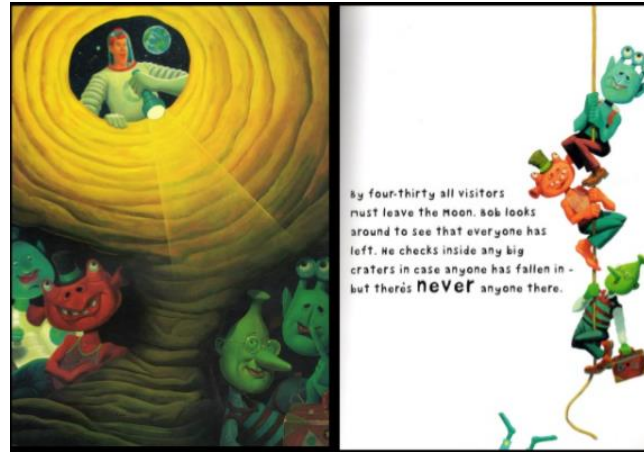


red words.

Vipers

Vipers is a lesson that focuses on different reading skills.

Discuss these questions with someone at home. Write your answers in full sentences.



Click on the picture to hear the book and open the page.

Reading Vipers

Vocabulary
Infer
Predict
Explain
Retrieve
Sequence or Summarise



Who can you see hiding in the crater?



Why do you think one of the aliens is saying 'ssshhh'?



What do you think might happen if Bob was to find an alien?

Spelling – Monday

Sometimes words can be joined together to form **compound** words. Today we are going to break words up into smaller parts. Try clapping your hands together to beat out the syllables in this weeks words.

Activity:

Sort the words by whether they are a compound word that can be split up to make other words or whether they can only be split into syllables.

carrot → car - rot

The word carrot can be broken into 2 syllables. However, carrot cannot be split into 'car' and 'rot' because the pronunciation of 'car' changes. Therefore, it is not a compound word.

carrot

football

rabbit

farmyard

thunder

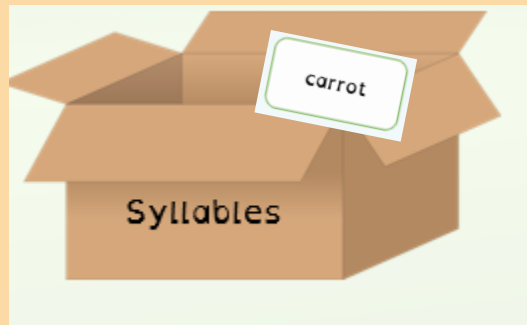
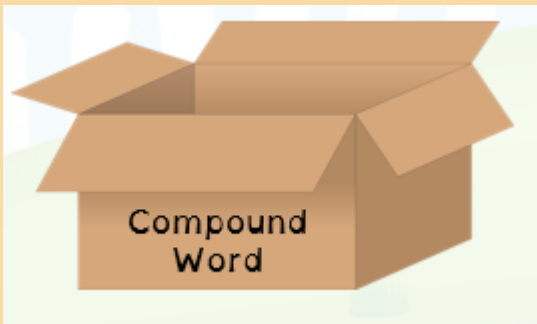
bedroom

pocket

sunset

playground

blackberry



Spellings

pocket

rabbit

carrot

thunder

sunset

football

playground

farmyard

bedroom

blackberry

Monday

Handwriting & Fine Motor Activities

It is really important that we keep up the strength in our hands so that we can continue to develop our handwriting and writing stamina. You will have fine motor activities and handwriting practice three times a week.

Trace over the letters and then have a go at writing them on your own. Remember to add a whoosh!

e

e e e e

e e e e

e e e e

e e e e



Draw a picture – be careful with your colouring!

