


Thanks for not printing this page!



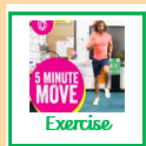
Year 1 Willow Class

Please check your emails
for your daily teams
calls.


8:45 Star of the Week
Assembly.

Friday 12th February 2021

9:00-
9:15



9:15-
10:00




10:00
-10:15



10:15-
11:00




11:00-
12:00




12:00
-12:45



12:45-
1:30



1:30-
2:00



2:00-
3:00

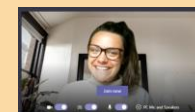


Please photograph and send any
completed work to
willow@newvalleyprimary.com



Video call

 You did it!



Video call



FRIDAY
12.02.21

Thanks for not printing this page!

Wider Curriculum Religious Education Judaism

Lesson 5: What are the Jewish festivals?

Lesson link:

<https://classroom.thenational.academy/lessons/what-are-the-jewish-festivals-61k38c>

PE

Please click the picture to find this weeks PE lesson. Remember how important it is to keep active!



Maths

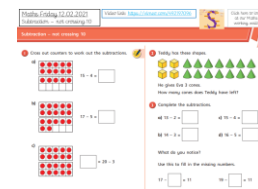


Please join the video call for an additional maths fluency session.

To find the main lesson, please follow the White Rose website links to find the teaching video and worksheet.

LO: I can subtract not crossing ten.

[Click here](#) or an extra maths challenge!




Watch some Numberblocks and Alphablocks to support your learning.



English

This week we are reading the book Man on the Moon by Simon Bartram.



Today's lesson:

Learning Objective: I can edit my writing.

[Click here](#) for this week's learning journey.

[Click here](#) for the English lesson slide.

Vipers

Vipers is a lesson that focuses on different reading skills.

[Click here](#) for the Vipers questions.

Click here to find some e-safety story books!



Phonics

Afternoon video call. You will need a pencil, some paper...and your Fred fingers! For the rest of the time that you are not on the call, please go to Bug Club to read a book or find an additional phonics RWI video by clicking on the picture below.



Remember to include lots of exercise breaks within your day.



Spellings

[Click here to go to spellings](#)



Fine motor & handwriting

[Click here](#) for your handwriting/ fine motor activities for today!

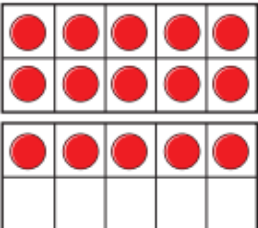




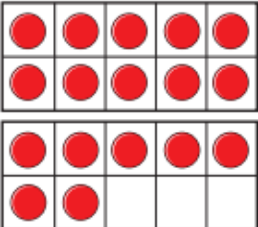
Subtraction – not crossing 10

1 Cross out counters to work out the subtractions.


a)

 $15 - 4 = \square$

b)

 $17 - 5 = \square$

c)

 $\square = 20 - 3$



2 Teddy has these shapes.



He gives Eva 3 cones.

How many cones does Teddy have left?

3 Complete the subtractions.

a) $13 - 2 = \square$

c) $15 - 4 = \square$

b) $14 - 3 = \square$

d) $16 - 5 = \square$

What do you notice?

Use this to fill in the missing numbers.

$17 - \square = 11$

$19 - \square = 11$

Maths Friday 12.02.2021

Challenge Sheet



Question 1: Subtract – not crossing 10

Draw the last box and complete the sentences.

First	Then	Now

First there were ___ apples.

Then ___ apples were eaten.

Now there are ___ apples.

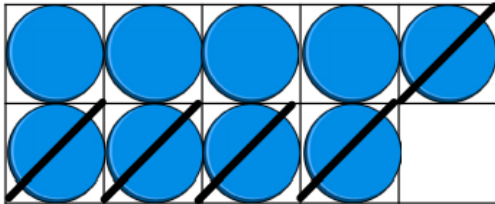
___ - ___ = ___

Question 2: Subtract – not crossing 10

Farmer Tom had some chickens.

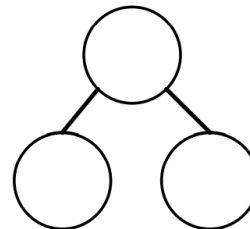
First there were 9 chickens. Then 5 flew away.

How many chickens are left?



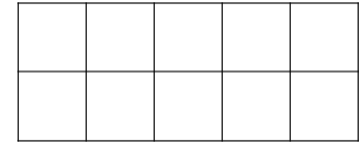
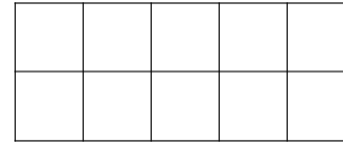
How would you show this using a number sentence?

How would you show this using a part-whole model?

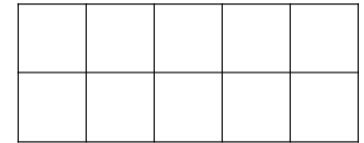
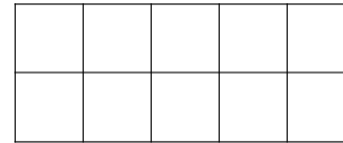


Question 3: Subtract – not crossing 10
Draw counters to help you complete the calculations.

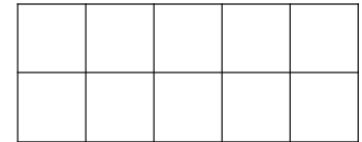
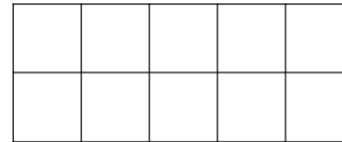
$$15 - 4 = ___$$



$$19 - 6 = ___$$



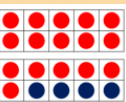
$$20 - 5 = ___$$



Maths Learning Journey


Addition/ Subtraction to 20

 $6 + 4 = 10$


 $16 + 4 = 20$


Addition

altogether double
+
add sum
+
plus (+) and
+
near double

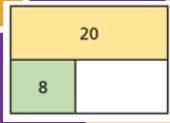


__ + __ is equal to 10.
10 + __ is equal to __

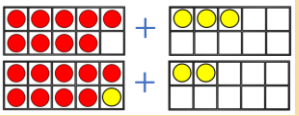
 $3 + 5 = 8$

 $13 + 5 = 18$

Find and make number bonds




Add by making 10



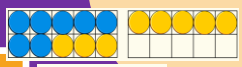
$9 + 3$ is equal to $10 + 2$

Add ones using number bonds



$15 + 3 = 18$

Addition is commutative.

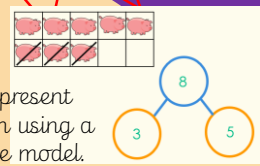


$7 + 8 = 15$

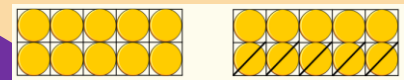
The number 8 has been partitioned into 3 and 5 so that the first tens frame can be made into 10. Then it is easy to do $10 + 5$

Subtraction – not crossing 10

We are here!



We can represent subtraction using a part-whole model.



$15 - 5 = 10$

Crossing out the numbers that you are taking away.

Subtraction – not crossing 10 (counting back)


Subtraction – crossing 10

Related facts

Compare number sentences

END

Eva has 13 tokens. She wins 5 more. How many does she have now?



Add by counting on



Password: willow

5 and 3 more equals 8.
 $5 + 3 = 8$


There are 9 children on the bus. 5 more get on. How many are there now?


$9 + 5 = 14$

Addition is commutative. Start with the greater number.

Subtraction

take away half

 less distance between

halfway half 

difference minus (-)
subtract subtract

Friday

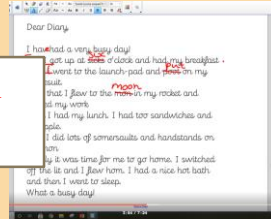
Thanks for not printing this page!

English Working Wall


Man on the Moon



Watch Miss Wingrave's video to help you edit!
Password: willow



Click on the video to learn how to form plurals.



LO: I can form plurals using -s and -es.
What is a noun?
A noun is a naming word.

dog

Lots of dogs

Singular = 1	Plural = more than 1
One dog	Lots of dogs
One door	Lots of doors
One pencil	Lots of pencils
One lamp	Lots of lamps

If a word ends with sh, ch, ss, s, x, z we need to add 'es'

one brush → two brushes

LO: I can organise my ideas using time.

Morning - Bob gets dressed for work.

Lunchtime - Bob has a picnic with his friends for lunch.

Afternoon - Bob entertains the tourists by doing handstands and somersaults.

Evening - Bob gets home from the moon and has a long bath.

LO: I can use time conjunctions.

First → Then → Finally
Next → Lastly → Eventually

First Bob rises at six o'clock and has a cup of tea.

Then Bob arrives at the launch pad and puts on his spacesuit.

Next Bob goes to work on the moon. He has a very important job.

Finally Bob finishes work and flies home. He has a nice long bath.

LO: I can write a recount.

Start your diary entry with 'Dear Diary'

Here is an example of a recount for someone's first day of school.

Dear Diary,

I had a very busy first day of school. I was nervous when I started, but the teachers were very kind and helped me. I had a picnic with my friends for lunch. In the afternoon, we went to the park and played. I was tired when I got home, but I had a nice long bath. What a busy day!

LO: I can edit some writing.

Dear Diary,

I had a very busy day! First I got up at six o'clock and had my breakfast.

✓ Capital letter
✓ Full stop
✓ Adjectives
✓ Spelling
✓ Time conjunctions
✓ Personal pronoun 'I'

Recounts

Purpose: to retell events, telling what happened, a sequence of events

Examples

- Personal story
- Diary
- Experiment
- Retelling events
- A biography or autobiography
- Newspaper article

Structure

- A 'scene setting' opening
- Recount of events as they occurred
- In chronological order
- A closing statement summing up the main points

Language Features

- Past tense
- First or Third person
- Use conjunctions
- Focus on specific people or events, not general topics

Watch Miss Wingrave's video to help you!
Password: willow



noun

Nouns are used to name people, animals, things, places, or ideas.

butterfly

dice

ball

girl

pirate

Time Connectives

after	as soon as possible	before	earlier
eventually	finally	in the beginning	in the end
just at that moment	just then	later	meanwhile
next	several months later	suddenly	while
first	without warning	second	after that

Key Vocabulary

Times of the day - morning, lunchtime, afternoon, evening
Time connectives - first, then, next, after, finally, lastly, eventually



English

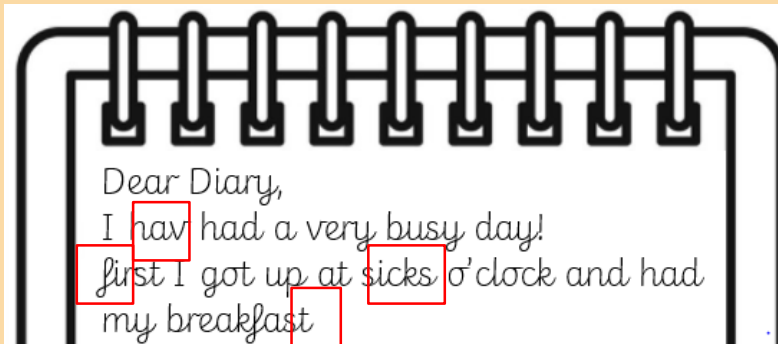
Friday's lesson:

Learning Objective: I can edit some writing.

Today you are going to edit some writing to make it even better!

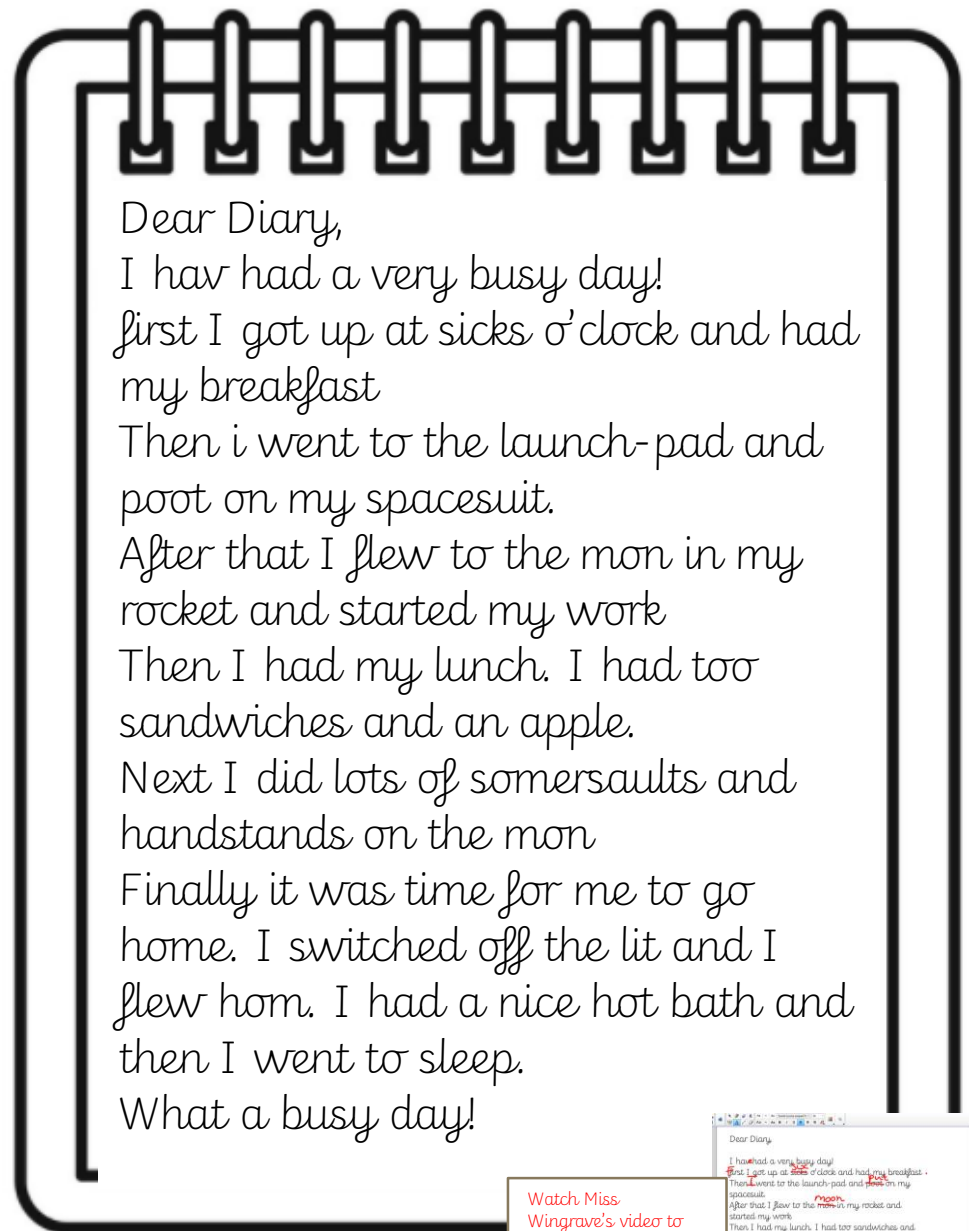
Miss Wingrave has had a go at writing a recount of Bob's day. However, I think she has made a few mistakes! Can you help her make her writing even better by correcting the mistakes and writing out her recount again.

Let's do the first sentences together...



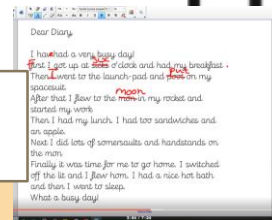
Whoops! Miss Wingrave has made a few mistakes. It should be...

Dear Diary,
I am have had a very busy day!
First I got up at six o'clock and had my breakfast.



Watch Miss Wingrave's video to help you edit!
Password: willow


Thanks for not printing this page!



Vipers


Vipers is a lesson that focuses on different reading skills.

Discuss these questions with someone at home. Write your answers in full sentences.



Reading Vipers

Vocabulary
Infer
Predict
Explain
Retrieve
Sequence or Summarise



Click on the picture to hear the book and open the page.



Does Bob know or think that aliens exist?



How is this picture different from the first time we saw Bob's house?

[Click here](#) to take a closer look.




Can you sequence Bob's journey to work? You can draw pictures to go with your steps if you want.




Thanks for not printing this page!

How is this picture different from the first time we saw Bob's house?



Reading Vipers

- Vocabulary
- Infer
- Predict
- Explain
- Retrieve
- Sequence or Summarise



Spelling – Friday

The digraphs (special friends) 'ai' and 'oi' are almost always found in the middle of words, but occasionally at the start of words.

Activity:

Add the missing 'ai' or 'oi' digraph to complete the words.

r___n	p___nt	p___d
tr___n	Add the missing digraph to complete each word.	___l
af___r___d		c___n
j___n	w___t	s___l

Spellings

rain

train

afraid

join

point

wait

paid

oil

coin

soil

Friday


Handwriting & Fine Motor Activities

It is really important that we keep up the strength in our hands so that we can continue to develop our handwriting and writing stamina.

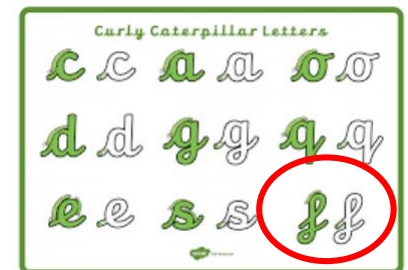
You will have fine motor activities and handwriting practice three times a week.

Trace over the letters and then have a go at writing them on your own. Remember to add a whoosh!

f



Cut out some letters from a newspaper or magazine. Try and make some words!



This week we are thinking about e-safety and how to keep ourselves safe when using the internet. Click on the front cover to share an e-safety story book.

