




NEW VALLEY PRIMARY SCHOOL REMOTE LEARNING



Year 4

Maple Class

Week Beginning 18/01/2021

Welcome to your child's remote learning pages for this week.

The lessons for each day closely mirror the lessons being held in class so that your child will not fall behind whilst unable to attend school.

We recommend you help your child to maintain the structure of their day and include an example timetable. This will help to support their learning behaviour and wellbeing.


There is no need to print off any of this work. Your child can continue to work in their Home Learning Journal or on a piece of paper. We ask that you support your child in aiming for high standards of presentation.

In some subjects, answers have been provided for you so that you can support your child with immediate feedback. I would like to see all work in order that I can give additional feedback and support. Work should be photographed or scanned and returned to me at maple@newvalleyprimary.com

At New Valley, unless ill, teachers will acknowledge work and feedback where necessary but will not be able to offer comments about every piece of work due to their full daily teaching commitments.

If your child has difficulties with the work or you need any further support please email me at maple@newvalleyprimary.com

From, Miss Gayle




You don't have to be great to start, but you have to start to be great.

Year 4 Maple Class

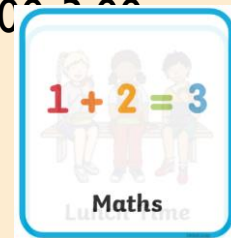
Monday 18th January 2021



8:45-9:00





9:00- 10:00



10:00- 10:15




10:15- 10:45




10:45-12: 00



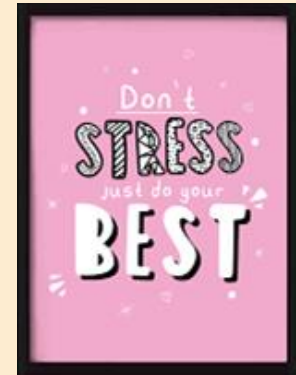
12:00-1:00



1:00-




Remember to take some time out to do some exercise or dancing between your learning time!



Click me!

English

Today we are learning to:
Use a variety of coordinating conjunctions



Today, we will be exploring the coordinating conjunctions::

For
Nor
Or

Please see the English slides.

Task: Write at least six of your own multi clausal sentences with a variety of coordinating conjunctions (for, nor, or) based on the events from Chapter 3.

Today you are writing in the second person narrative. You are talking to Varjak Paw. Use pronouns such as: you, your,

you're yourself

Remember to take lots of exercise and brain breaks during the day!

Wider Curriculum

Science: What are pitch and frequency?

Lesson Link:

<https://classroom.thenational.academy/lessons/what-are-pitch-and-frequency-6gr64t>



Handwriting and Spelling:


On a sheet of lined paper practise your handwriting and spellings. Be sure to go over your spellings daily for a spelling test on Friday.

This week's spellings are:

Breath
Breathe
Build
Busy
Business
Calendar

Caught
Centre

Century
Certain



Maths

This week we are studying:

Division

Please follow the links to the White Rose website to find today's lesson. Today's session is a revision session on remainders.


Lesson Video Link: <https://vimeo.com/497601665>

Lesson Activity sheet link: <https://resources.whiterosemaths.com/wp-content/uploads/2019/11/Y3-Spring-Block-1-WO7-Divide-2-digits-by-1-digit-3-2019.pdf>

Today's answers: <https://resources.whiterosemaths.com/wp-content/uploads/2019/11/Y3-Spring-Block-1-ANS7-Divide-2-digits-by-1-digit-3-2019.pdf>



VIPERS




In our VIPERS session today, the skill we will be using is: **Predict**
Read Chapter Three and then make your prediction based on the events.

Task: What do you predict might happen next?

What do you predict might happen to Elder Paw?

What might Varjak Paw's Father do to his family?

How might Varjak Paw be feeling and what might he do?



Listen to Chapter Three here:

<https://www.youtube.com/watch?v=AKcIVV0FV94>

English



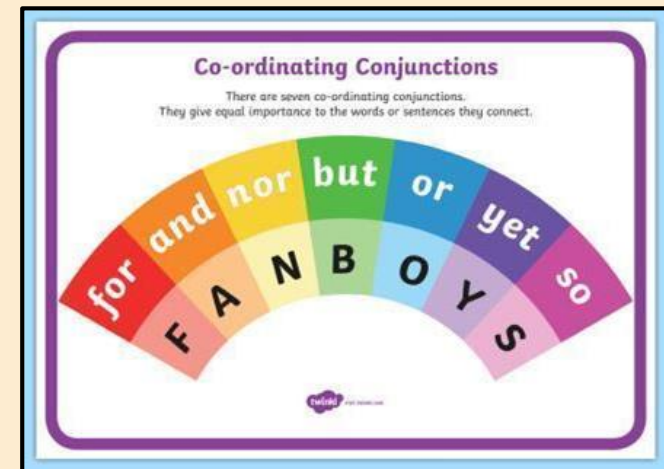
L.O: Use a variety of coordinating conjunctions

Let's remind ourselves of what we learnt last week!

What is a coordinating conjunction?

A **coordinating conjunction** is used to join two **main clauses** together. Remember, a **main clause** is able to stand alone and makes sense by itself.

We can use the acronym **FANBOYS** to help us remember all of the coordinating conjunctions. Here they are:



Today we will be focusing on these **coordinating conjunctions**:

For

Nor

Or

How can we use the coordinating conjunctions?

For- To give a reason (It's a little bit like using because!)

Nor- To give an alternative that is untrue or not going to happen.

Or- To give an alternative (It's like using either)

Here are some examples:

Notice how two **main clauses** can be joined together by a **coordinating conjunction**.

The entire family were summoned to a Family Council meeting **for** Elder Paw had demanded that everybody should attend.

Varjak Paw did not know what Elder Paw would say **nor** did anyone else have any idea what the meeting would be about.

Varjak Paw could become like a true pedigree cat **or** he could explore the outside world like Jala.

Task: Write out the following sentences and use the correct coordinating conjunction to join the clauses together.

for

or

Elder Paw called a Family Council meeting _____ something serious had happened to the Contessa.

Jay, Jethro and Jerome did not know something serious had happened _____ did they understand how life was about to change drastically.

Varjak Paw could support Elder Paw _____ he could follow his father.

The room was empty _____ the Contessa was dead.

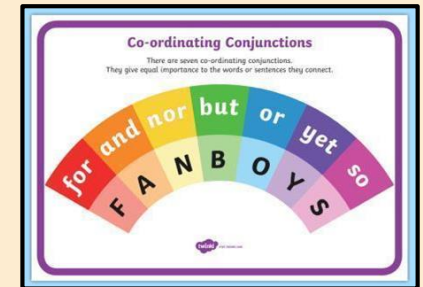
The family did not believe in the tales of Jalal _____ did they believe that Elder Paw was the best leader for the family.

Challenge:

Task: Write at least six of your own multi clausal sentences with a variety of coordinating conjunctions (for, nor, or) based on the events from Chapter 3. Underline the coordinating conjunctions

Today you are writing in the second person narrative. You are talking directly to Varjak Paw.

Use pronouns such as: you, your, you're, yourself



E.g. Your Elder Paw called a Family Council meeting for he wanted to warn you and the family about the stranger.



Chapter One

Elder Paw was telling the tales of Jala- the warrior cat, Varjak Paw enjoyed hearing the stories.

Unlike the rest of the litter, he has yellow eyes (the sign of danger) and wants to explore the outside world.



Grammatical Skills:

Main Clause

Multi Clausal Sentences

Coordinating Conjunctions

First Person Narrative

Second Person Narrative

Adjectives to describe feelings


Noun Phrases

Similes

English Working Wall


Chapter Two

A strange man has entered the house with two, peculiar black cats. The Contessa's room is empty and now no one knows where she is. Varjak warns the family but nobody believes him. Elder Paw calls an urgent Family Council Meeting.



Chapter Three

Elder Paw warns the family about the stranger- he is not to be trusted for he remembers the stranger once had a bitter argument with the Contessa. He believes the Contessa is dead. The family of Mesopotamian Blues must leave and go into the outside worlds. Father rages and threatens Elder Paw explaining he will be leading the family from now on.



Extended Writing:

Last week:
Diary Writing

This week:
Letter of Persuasion

Chapter Four

Do not read it yet!!!!



Divide 2-digits by 1-digit (3)

1 Mo has these lolly sticks.



He uses them to make squares.

How many squares can Mo make?



Complete the sentences.

There are 17 lolly sticks.

There are groups of 4

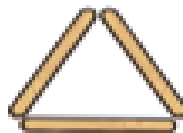
There is lolly stick remaining.

$17 \div 4 =$ remainder

Mo can make squares.

2 Mo now uses the lolly sticks to make triangles.

How many triangles can Mo make?



Complete the sentences.



There are 17 lolly sticks.

There are groups of 3

There are lolly sticks remaining.

$17 \div 3 =$ remainder

Mo can make triangles.

3 Finally, Mo uses the lolly sticks to make pentagons.

How many pentagons can Mo make?



Complete the sentences.

There are 17 lolly sticks.

There are groups of 5

There are lolly sticks remaining.

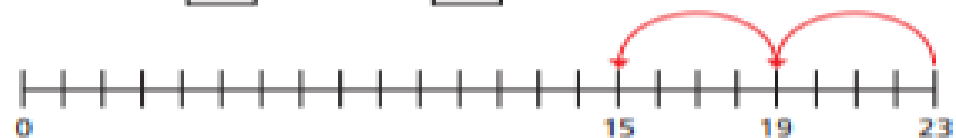
$17 \div 5 =$ remainder

Mo can make pentagons.

4 Use repeated subtraction to complete the divisions.

Use the number lines to help you.

a) $23 \div 4 =$ remainder




Divide 2-digits by 1-digit (3)

- 1 Mo has these lolly sticks.



He uses them to make squares.

How many squares can Mo make?



Complete the sentences.

There are 17 lolly sticks.

There are groups of 4

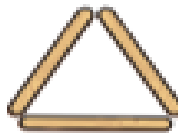
There is lolly stick remaining.

$17 \div 4 =$ remainder

Mo can make squares.

- 2 Mo now uses the lolly sticks to make triangles.

How many triangles can Mo make?



Complete the sentences.



There are 17 lolly sticks.

There are groups of 3

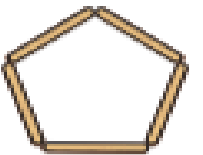
There are lolly sticks remaining.

$17 \div 3 =$ remainder

Mo can make triangles.

- 3 Finally, Mo uses the lolly sticks to make pentagons.

How many pentagons can Mo make?



Complete the sentences.

There are 17 lolly sticks.

There are groups of 5

There are lolly sticks remaining.

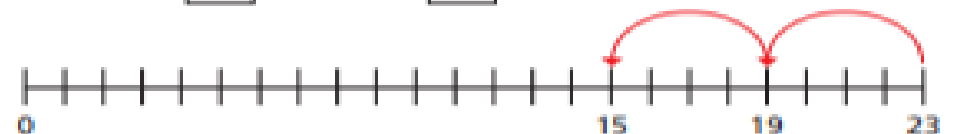
$17 \div 5 =$ remainder

Mo can make pentagons.

- 4 Use repeated subtraction to complete the divisions.

Use the number lines to help you.

a) $23 \div 4 =$ remainder



Spelling and Handwriting

Year 3 and 4 Statutory Spellings

breath

breathe

build

busy

business

calendar

caught

centre

century

certain