














## Timetable for the day!

 Wake up Shake up	 VIPERS	 Brain Break	 Handwriting	 Brain Break	 English	 Lunchtime	 Curriculum lesson	 Maths
 Exercise			 Spelling					

**Wake and shake** - There are many different videos on YouTube for wake and shake or children can follow a Joe Wicks video to get them ready for the day!

**Brain breaks** - In school, children have enjoyed watching Jack Hartmann brain breaks but there are is a variety of different videos. Encourage children to take brain breaks or exercise breaks throughout the day!

**Handwriting** - children to practice writing descending letters and ensuring that they are hanging below the line.

**Spellings** - children can practice spellings in any way that they wish. This could be through drawing words and pictures, look, cover spell or any other way that they have practised previously.

**Wednesday**  
**20/1/2021**



### English:

Today we are going to learn about using prepositional language in our writing.

**Prepositions** tell you where or when something is.

<https://www.theschoolrun.co.uk/what-are-prepositions>

We will look at pictures and describe different objects using words like beside, underneath, above etc.

### Your task:

Underline the prepositions in the sentences and then write your own sentences.



### Wider Curriculum

#### ART

<https://www.bbc.co.uk/cbbc/thingstodo/p02hhcbf>

**Do not draw on your face.** Look at the techniques that he has used. He has drawn a portrait of himself but has used different colours. Draw a portrait of yourself and then colour in different parts with different colours.

**Handwriting** — Practise your fine motor and pencil control skills. Copy or draw the patterns on the sheet.

**PE** — [https://www.youtube.com/watch?v=t8e4Xtr5\\_W0](https://www.youtube.com/watch?v=t8e4Xtr5_W0)

Watch the video and participate. Can you create your own routine workout.

**Maths** — children should complete the maths sheet before the video call but not the PowerPoint slides as this will be the new learning.

We are going to recap multiplying a 2 digit number by a 1 digit number (going over the worksheet). We will then look at counting in 3s, 4s and 8s to help with our fluency. Encourage children to listen to songs on YouTube. <https://www.youtube.com/watch?v=LBNzIFMpQWI> — counting in 4s.

[https://www.youtube.com/watch?v=I\\_cn87hOCDM](https://www.youtube.com/watch?v=I_cn87hOCDM) — counting in 3s.

<https://www.youtube.com/watch?v=3kAWgxcQG8I> — counting in 8s.

### VIPERS

Read pages 48 - 52 of Ice Palace.

Write a short summary of what happens in this part of the story and then draw pictures to show the events. You could do this by creating a story map or story board.



### Reading Vipers

Vocabulary  
Infer  
Predict  
Explain  
Retrieve  
Sequence or Summarise



# Prepositions

Some of them tell us  
where or when things happen.

Prepositions are small  
words that help us to  
add extra information  
to sentences.



I'm flying  
**in** the sky!



The chefs served pudding  
**after** a delicious dinner.



My baby is  
**inside** my  
pouch.

Can you  
use these  
prepositions in  
your writing?



The horse jumped  
**over** the fence.



My picture  
is **on** the wall.



above  
against  
at  
before  
beneath  
between  
but  
during  
except  
for

into  
like  
near  
opposite  
over  
past  
since  
through  
until  
within



**Where are  
the  
different  
animals?**

**The cow is  
above the  
rabbits.**





Where is the owl?  
Where is Ivan?





Ivan's brother wasn't under his cover.  
His mother looked inside and outside of the house.  
His father looked next to the shed.  
Ivan searched under the bed.

# Maths

**RECAP – looking at the answers from the maths sheet  
(yesterday's learning).**



### Skip counting by threes

1	2	3	4	5	6	7	8	9	10
11	12	13	14	15	16	17	18	19	20
21	22	23	24	25	26	27	28	29	30
31	32	33	34	35	36	37	38	39	40
41	42	43	44	45	46	47	48	49	50
51	52	53	54	55	56	57	58	59	60
61	62	63	64	65	66	67	68	69	70
71	72	73	74	75	76	77	78	79	80
81	82	83	84	85	86	87	88	89	90
91	92	93	94	95	96	97	98	99	100

**3   6   9   12   15**  
**18   21   24   27   30**

### Skip counting by fours

1	2	3	4	5	6	7	8	9	10
11	12	13	14	15	16	17	18	19	20
21	22	23	24	25	26	27	28	29	30
31	32	33	34	35	36	37	38	39	40
41	42	43	44	45	46	47	48	49	50
51	52	53	54	55	56	57	58	59	60
61	62	63	64	65	66	67	68	69	70
71	72	73	74	75	76	77	78	79	80
81	82	83	84	85	86	87	88	89	90
91	92	93	94	95	96	97	98	99	100

**4   8   12   16   20**  
**24   28   32   36   40**

Skip counting by eights									
1	2	3	4	5	6	7	8	9	10
11	12	13	14	15	16	17	18	19	20
21	22	23	24	25	26	27	28	29	30
31	32	33	34	35	36	37	38	39	40
41	42	43	44	45	46	47	48	49	50
51	52	53	54	55	56	57	58	59	60
61	62	63	64	65	66	67	68	69	70
71	72	73	74	75	76	77	78	79	80
81	82	83	84	85	86	87	88	89	90
91	92	93	94	95	96	97	98	99	100

**8**   **16**   **24**   **32**   **40**  
**48**   **56**   **64**   **72**   **80**



		8	5
	x		5
<hr/>			

		5	3
	x		4
<hr/>			

	3	2	1
x			3
<hr/>			



# Resources

1. Underline the prepositions in each sentence:

beside

under

from

until

beneath

through

towards

in front of

- a) The dog waited beside the road until his owner tugged the lead.
- b) The dog went through the tunnel.
- c) The dog dropped the bone from his mouth.
- d) The ball fell in front of the dog.
- e) The dog ran towards his owner.
- f) Dogs like to snuggle under blankets, far beneath a cosy cover.

2. Use four of the prepositions above to make sentences of your own.

a) \_\_\_\_\_  
\_\_\_\_\_

b) \_\_\_\_\_  
\_\_\_\_\_

c) \_\_\_\_\_  
\_\_\_\_\_

d) \_\_\_\_\_  
\_\_\_\_\_



Maths

3 x 22 =	Step 1: 3 x 2 = 6 Step 2: 3 x 20 = 60 Step 3: 60 + 6 = 66 Step 4: 3 x 22 = 66
2 x 23 =	Step 1: Step 2: Step 3: Step 4:
2 x 43 =	Step 1: Step 2: Step 3: Step 4:
3 x 23 =	Step 1: Step 2: Step 3: Step 4:
4 x 13 =	
4 x 21 =	

Step 1: multiply the ones.

Step 2: multiply the tens.

Step 3: add the totals together.

Step 4: \_ x \_ = \_

Challenge:

$4 \times 33$	
$4 \times 43$	
$5 \times 33$	

*Do you notice a pattern?*

---

---

---

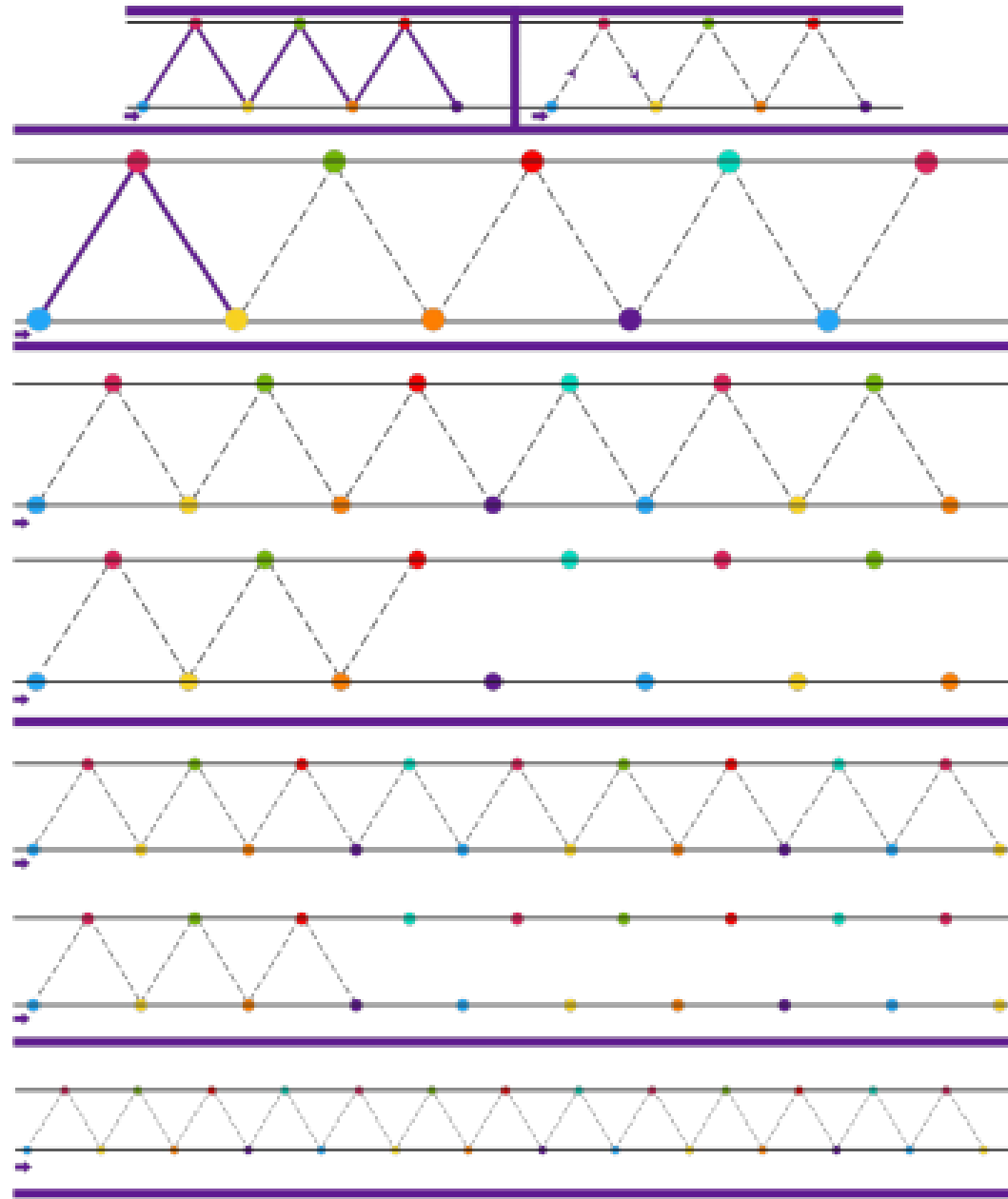
---

Can you follow the lines to make the patterns?

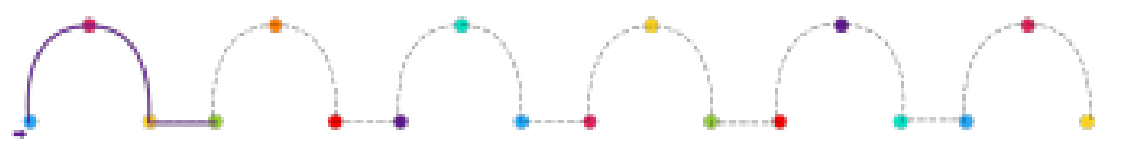
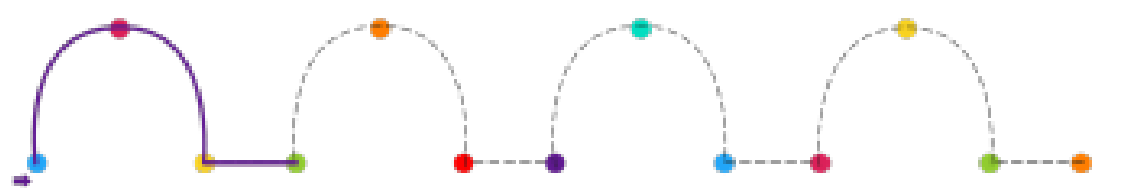
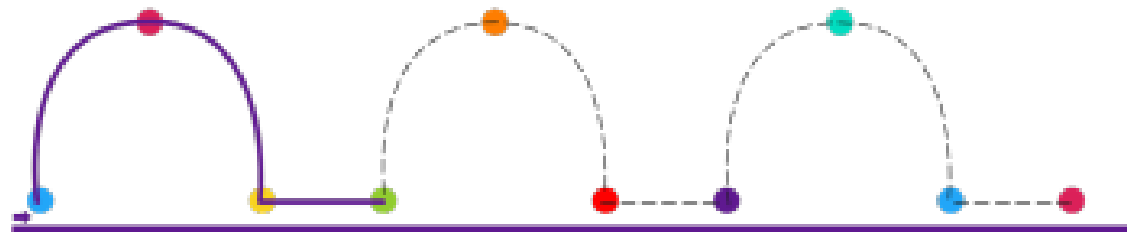

## Handwriting

*You do not need to print this sheet out. Children can draw the shapes and lines in their books.*

*See if you can create your own pattern.*



Can you follow the lines to make the patterns?





Can you follow the lines to make the patterns?

