












## Timetable for the day!

 Wake up Shake up	 VIPERS	 Brain Break	 Handwriting	 Brain Break	 English	 Lunchtime	 Curriculum lesson	 Maths
 Exercise			 Spelling					

**Wake and shake** - There are many different videos on YouTube for wake and shake or children can follow a Joe Wicks video to get them ready for the day!

**Brain breaks** - In school, children have enjoyed watching Jack Hartmann brain breaks but there are is a variety of different videos. Encourage children to take brain breaks or exercise breaks throughout the day!

**Handwriting** - children to practice writing descending letters and ensuring that they are hanging below the line.

**Spellings** - children can practice spellings in any way that they wish. This could be through drawing words and pictures, look, cover spell or any other way that they have practised previously.



**English:**

Over the next couple of lessons, we will be looking at the features of a newspaper article, in preparation for writing your own.

Today we are going to look at headlines and the opening paragraph of a newspaper article.

**Your task:**

**Read the description and write a headline and short opening paragraph to match what you think it is about.**



**Wider Curriculum**

**RE:**

<https://classroom.thenational.academy/lessons/where-do-christians-worship-71k64t?step=2&activity=video>

**Why do Christians go to church?**

**What do Christians do at church?**

**What might you find in a church? Describe each item and what it might be used for.**

**Handwriting — This week we are practising tall letters. We are going to practice writing the letter t.**

**Spellings - The prefix (added to the beginning of a word to change the meaning) dis is added to words to make them mean the opposite. E.g. dislike – you do not like something. disappear, dishonest, disobey, disagree, disown**

**Maths – children should complete the maths sheet before the video call but not the PowerPoint slides as this will be the new learning.**

**We are going to recap the inverse of multiplication and division and go through the answers on the sheet. We will then be learning about multiplying a 2 digit number by a 1 digit number.**

[Spr3.1.5 - Multiply 2-digits by 1-digit \(1\) on Vimeo](#)

**VIPERS**

Read pages 42 - 47 of Ice Palace.

1. Why was everyone in the village outdoors? (r)
2. What does 'wafted' mean? (v)
3. Summarise the events in the village in fewer than forty words. (s)



**Reading Vipers**

Vocabulary  
Infer  
Predict  
Explain  
Retrieve  
Sequence or Summarise



# Horrible Hedgehog Crash!

What could the story be about?

# Terrific Treasure Uncovered

What could the story be about?

A giraffe escapes from a zoo and makes it down the road into the supermarket car park.

**Think of a good headline...**

A giraffe escapes from a zoo and makes it down the road into the supermarket car park.

**Now think about an opening paragraph:  
who, where, when, why, what?**

# Maths

**RECAP – looking at the answers from the sheet.**



Step 1: multiply the ones.

Step 2: multiply the tens.

Step 3: add the totals together.

Step 4:  $\_ \times \_ = \_$



Ron, Eva and Mo each have 23 marbles.

Tens	Ones
	
	
	

How many marbles are there in total?

$$3 \times 3 \text{ ones} = \square$$




$$3 \times 2 \text{ tens} = \square$$

$$\square + \square = \square$$

$$3 \times 23 = \square$$



There are  $\square$  marbles in total.

I have 44 marbles and Jarron has 44 marbles. How many altogether?



Step 1: multiply the ones.

Step 2: multiply the tens.



Step 3: add the totals together.



Step 4:  $\_ \times \_ = \_$

This could also been shown like this.

This is using the column method.

REMEMBER it is not addition or subtraction. We are multiplying.

		T	O	
		4	4	
	x		2	
		<hr/>		
		<hr/>		

Step 1: multiply the ones.

Step 2: multiply the tens.

Step 3: add the totals together.

Step 4:  $\_ \times \_ = \_$

**Your turn:**

$$3 \times 33 =$$

# Resources

**A bridge in a local town falls into the river causing chaos for the town.**

Headline:

Opening paragraph: who, where, when, why, what

## Comparing statements

1 Complete the number sentences to describe the pictures.

a)



$$4 \times 5 = \square$$

$$20 \div 5 = \square$$

b)



$$5 \times 4 = \square$$


$$20 \div 4 = \square$$

What is the same and what is different in parts a) and b)?



2 Write  $<$ ,  $>$  or  $=$  to compare the arrays.

a)



$$5 \times 6 \bigcirc 6 \times 4$$

b)



$$3 \times 6 \bigcirc 6 \times 3$$


c)



$$8 \times 3 \bigcirc 3 \times 8$$

- 3 Rosie and Tommy each have 12 slices of melon.

- a) Rosie shares her slices between 4 bowls.



How many slices are in each bowl?

- b) Tommy shares his slices between 3 plates.



How many slices are on each plate?

- c) Are there more slices of melon in a bowl or on a plate?

Explain your answer.

---



---

- 4 Write  $<$ ,  $>$  or  $=$  to compare the calculations.

a)  $4 \times 3$    $2 \times 6$       c)  $5 \times 3$    $3 \times 4$

b)  $8 \times 3$    $4 \times 6$       d)  $3 \times 4$    $4 \times 5$



e)  $20 \div 4$    $20 \div 5$       g)  $30 \div 10$    $30 \div 6$   
 f)  $24 \div 2$    $36 \div 3$       h)  $18 \div 2$    $18 \div 3$

How did you work this out? Talk about it with a partner.

- 5 Here are some calculation cards.



Write each calculation in the table.

Less than $6 \times 4$	Equal to $6 \times 4$	Greater than $6 \times 4$

Write one more calculation in each column.

Did you have to work out all the calculations?

- 6 Complete the statements.

a)  $7 \times 3 > \square \times 3$       c)  $30 \div \square = \square \times 5$   
 b)  $24 \div \square < 2 \times 2$       d)  $12 \times \square > 12 \div \square$

How many different ways can you complete the statements?





t

### Handwriting

You do not need to print this sheet out. Children can write in their books - some children may need an adult to write the letter or word first and then they can continue.

t t t t

th th th

to to to

ti ti ti

te te te

ta ta ta

two two

three three

they they

twenty twenty

# Why do people go to church?

Christian churches hold services of worship every Sunday. There are usually other events happening at churches throughout the week such as bible studies, social events and prayer nights.



Christians go to church to praise God together as a group, and to build friendships with other Christians (called fellowship) and learn from the Bible together.

# Why do people go to church?

During a Sunday service, the congregation will usually sing hymns and songs together as a way of worshipping God, and listen to Bible teaching and readings together.

Christians also receive 'Holy communion' at church. This is where some Christians drink wine and eat bread to remember the events of the last supper. With the wine they remember Jesus' blood and with the Bread they remember Jesus' body, when he was crucified on the cross.



Jesus took bread and wine and shared it with his disciples the night before he was killed. This is known as The Last Supper.

# Things you might find in a church.



**Altar:** The table at the very front of the church which holds the bread and wine.

**Cross:** This is the symbol of Christianity because Jesus died on a cross.



**Candle:** Candles are common in churches as they represent Jesus as the light of the world.

**Organ:** An instrument played to accompany traditional hymns.



**Musical Instruments:** Christians can worship God using a wide variety of instruments, from guitars to cellos.

# Things you might find in a church.



**Font:** This is where part of the Baptism service takes place. The font holds Holy water.

**Seating Area:** The people who come to church services are called the congregation and they sit here. Some churches have long wooden pews or individual chairs.



**Lectern:** Where the Bible sits. Readings are read from here during a service.

**Pulpit:** A raised platform from which the church leader can teach from the Bible.

