




NEW VALLEY PRIMARY SCHOOL

REMOTE LEARNING



Year 3

Pine Class

Week Beginning 4/1/2021

Welcome to your child's remote learning pages for this week.

The lessons for each day closely mirror the lessons being held in class so that your child will not fall behind whilst unable to attend school.

We recommend you help your child to maintain the structure of their day and include an example timetable. This will help to support their learning behaviour and wellbeing.

There is no need to print off any of this work. Your child has been shown how to record their work in their Home Learning Journal . We ask that you support your child in aiming for high standards of presentation.












In some subjects, answers have been provided for you so that you can support your child with immediate feedback. I would like to see all work in order that I can give additional feedback and support. Work should be photographed or scanned and returned to me at pine@newvalleyprimary.com.

At New Valley, unless ill, teachers will acknowledge work and feed back where necessary but will not be able to offer comments about every piece of work due to their full daily teaching commitments.

If your child has difficulties with the work, please email me pine@newvalleyprimary.com

Pine Class Recommended Daily Timetable

Timetable for the day!

 Wake up Shake up	 VIPERS	 Brain Break	 Handwriting	 Brain Break	 English	 Lunchtime	 Curriculum lesson	 Maths
 Exercise			 Spelling					

Wake and shake - There are many different videos on YouTube for wake and shake or children can follow a Joe Wicks video to get them ready for the day!

Brain breaks - In school, children have enjoyed watching Jack Hartmann brain breaks but there are is a variety of different videos. Encourage children to take brain breaks or exercise breaks throughout the day!

Handwriting - children to practice writing descending letters and ensuring that they are hanging below the line.

Spellings - children can practice spellings in any way that they wish. This could be through drawing words and pictures, look, cover spell or any other way that they have practised previously.



English

Today we are going to read more of our story and think about the different words that the writer uses and think about why they have used those. We will be looking at how the writer makes the story more exciting:

Sentence openers, powerful verbs, speech, adverbs, adjectives.

Keywords:

Bosun – someone in charge of equipment and crew.

swabbing – mopping the deck

telescope – something you look into

atlas – a book about the world

Wider Curriculum



History

<https://classroom.thenational.academy/lessons/what-were-the-different-periods-in-the-stone-age-crtkad>

Handwriting – The letter focus is j

Write the letter j 10 times and then write the words (on the sheet provided or into home learning books).

Spellings – kindly, sweetly, nicely, quickly, safely

Maths



This week we are studying fractions.

We will be looking at fractions of a shape where the parts are more than the denominator (number on the bottom).

For example:

Finding $\frac{1}{2}$ of this shape



VIPERS

What do you think is going to happen in the story?

Where do you think the story is set?

Read the story and summarise what you have read so far and then make a prediction about what you think might happen.

See resources for a copy of the pages needed for this. There are also videos of the story on YouTube.



Reading Vipers

- Vocabulary
- Infer
- Predict
- Explain
- Retrieve
- Sequence or Summarise



Remember to take lots of exercise and brain breaks during the day!

