














Timetable for the day!

 Wake up Shake up	 VIPERS	 Brain Break	 Handwriting	 Brain Break	 English	 Lunchtime	 Curriculum lesson	 Maths
 Exercise			 Spelling					

Wake and shake - There are many different videos on YouTube for wake and shake or children can follow a Joe Wicks video to get them ready for the day!

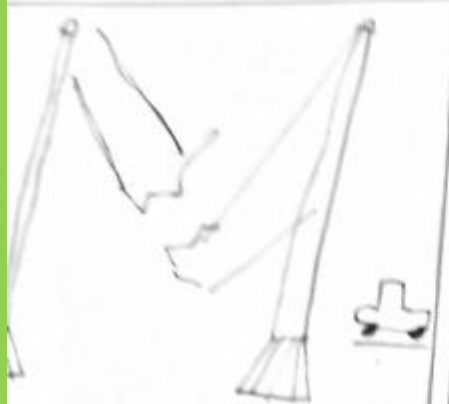
Brain breaks - In school, children have enjoyed watching Jack Hartmann brain breaks but there are is a variety of different videos. Encourage children to take brain breaks or exercise breaks throughout the day!

Handwriting - children to practice writing descending letters and ensuring that they are hanging below the line.

Spellings - children can practice spellings in any way that they wish. This could be through drawing words and pictures, look, cover spell or any other way that they have practised previously.

WOW WORK!


BRIDGE COLLAPSES



At 1 o'clock on 22nd December 2022 the bridge in C. ... collapsed into the river ... because of rough ... and lightning that struck the bridge causing it to snap in half. 20 people were at the scene but not all of them made it. 10 people were injured in their cars and the rest died.

Handwriting practice sheet showing repeated tracing of the words 't', 'th', 'ti', 'to', 'te', 'ta', 'two', 'three', 'they', 'twenty'.

Here are some calculation cards.



Write each calculation in the table.

Less than 6×4	Equal to 6×4	Greater than 6×4
$30 \div 6$ $27 \div 3$	4×6 8×3	5×6 4×8
$18 \div 3$	12×2	

Write one more calculation in each column.

Did you have to work out all the calculations?

Complete the statements.

a) $7 \times 3 > \boxed{3} \times 3$ d) $30 \div \boxed{6} = \boxed{1} \times 5$

b) $24 \div \boxed{8} < 2 \times 2$ e) $12 \times \boxed{2} > 12 \div \boxed{2}$

$2 \times 23 =$	Step 1: $2 \times 3 = 6$ Step 2: $2 \times 20 = 40$ Step 3: $40 + 6 = 46$ Step 4: $2 \times 23 = 46$
$2 \times 43 =$	Step 1: $2 \times 3 = 6$ Step 2: $2 \times 40 = 80$ Step 3: $80 + 6 = 86$ Step 4: $2 \times 43 = 86$
$3 \times 23 =$	Step 1: $3 \times 3 = 9$ Step 2: $3 \times 20 = 60$ Step 3: $60 + 9 = 69$ Step 4: $3 \times 23 = 69$
$4 \times 13 =$	$4 \times 12 = 48$ $4 \times 10 = 40$ $48 + 12 = 60$ $4 \times 13 = 52$
$4 \times 21 =$	$4 \times 20 = 80$ $4 \times 1 = 4$ $80 + 4 = 84$ $4 \times 21 = 84$

English:

We will read a newspaper article and pick out the key features. We will discuss what makes it a good newspaper article. Today we are going to write our newspaper article. Things your article need:

Heading

Introduction paragraph

Second paragraph

Third paragraph

Closing paragraph

Pictures



Wider Curriculum

Geography:

What is Europe? Europe is a continent (we have learnt about this previously). Inside Europe there are lots of different countries. Here a video to

help: <https://www.youtube.com/watch?v=07Zoc5fgo0>

A

Once you have watched the video, colour in the different countries. Challenge yourself to locate them on the map.



Handwriting – we are going to be looking at long letters. Today we will practise the letter q.

Spellings - The prefix (added to the begging of a word to change the meaning) dis is added to words to make them mean the opposite. E.g. dislike – you do not like something. disappear, dishonest, disobey, disagree, disown



Maths – children should complete the maths sheet before the video call but not the PowerPoint slides as this will be the new learning.

We are going to recap on multiplying a 2 digit number by a 1 digit number. We will then look at multiplying a 2 digit number by a 1 digit number using exchanging. Remember to use the steps to help; step one: multiply the ones, step two: write the tens underneath, step three: multiply the tens and add the tens underneath.

VIPERS

Complete the book review page. Think about:

Characters – who was in the story

Plot – what happens and where there exciting, scary, fun parts.

Opinion – what was your favourite part and why

Recommend – would you recommend this book to someone?



Remember to use full sentences and challenge yourself to use conjunctions and exciting verbs/adjectives..



First paragraph:

Introduction

When did it happen?

Who is your report about?

What happened?

Where did it happen?

Why did it happen?

Second paragraph:

What happened on the morning that everyone realised he had gone?

Use your prepositions for where people looked.

Mother looked under the bed.

Father looked beside the shed.

Third paragraph:

What are people saying about it?

This is the part where we can tell the point of view from the witness.

Use your speech:

“I am devastated and shocked.” cried a lady from the village.

Final/closing paragraph:

Have they found them or are people still searching?

What is going to happen now?

How are people feeling?

Starjik Steals Again!

By Miss Simpson

Friday 22nd January 2021



On Saturday 16th January people from Ivan's land were horrified when another child had been taken. It was a cold, frosty night when Ivan's younger brother was snatched from his bed. There could only be one evil, horrible person that would do this. He goes by the name of Starjik! People scream when they hear his name and some said that they can hear his sled and wolves at night.

Ivan's mother searched under the bed, his father looked next to the shed and the villagers looked outside in the street. Ivan went hunting for his brother in the dark, cold forest and hasn't been back since. He has taken a loaf of bread that was on the table and his coat that was inside the shed.

and he needs to be stopped. The people of Ivan's Land are devastated by this incident. "Starjik is evil and uncaring and should not be trusted!" exclaimed the next door neighbour. A man who saw Starjik sneak into their house angrily told us "He is selfish and stole these innocent children from their cosy beds."

Ivan's mother is worried and his father is devastated because they have lost both of their sons. It is believed that Starjik has taken them to his ice palace and is holding them captive. We hope that they will be home soon. For now, all people can do is hope that they will return soon.



Maths

Recap counting in 3s, 4s and 8s

How many legs are on 8 dogs?



_____ legs

How many legs are on 4 dogs?



_____ legs

Skip counting by fours

1	2	3	4	5	6	7	8	9	10
11	12	13	14	15	16	17	18	19	20
21	22	23	24	25	26	27	28	29	30
31	32	33	34	35	36	37	38	39	40
41	42	43	44	45	46	47	48	49	50
51	52	53	54	55	56	57	58	59	60
61	62	63	64	65	66	67	68	69	70
71	72	73	74	75	76	77	78	79	80
81	82	83	84	85	86	87	88	89	90
91	92	93	94	95	96	97	98	99	100

How many eyes are on 8 monsters?




_____ eyes

How many eyes are on 4 monsters?



_____ eyes

How many eyes are on 11 monsters?



_____ eyes

Skip counting by threes

1	2	3	4	5	6	7	8	9	10
11	12	13	14	15	16	17	18	19	20
21	22	23	24	25	26	27	28	29	30
31	32	33	34	35	36	37	38	39	40
41	42	43	44	45	46	47	48	49	50
51	52	53	54	55	56	57	58	59	60
61	62	63	64	65	66	67	68	69	70
71	72	73	74	75	76	77	78	79	80
81	82	83	84	85	86	87	88	89	90
91	92	93	94	95	96	97	98	99	100

How many hearts are on 5 cards?



_____ hearts

How many hearts are on 8 cards?



_____ hearts

Skip counting by eights

1	2	3	4	5	6	7	8	9	10
11	12	13	14	15	16	17	18	19	20
21	22	23	24	25	26	27	28	29	30
31	32	33	34	35	36	37	38	39	40
41	42	43	44	45	46	47	48	49	50
51	52	53	54	55	56	57	58	59	60
61	62	63	64	65	66	67	68	69	70
71	72	73	74	75	76	77	78	79	80
81	82	83	84	85	86	87	88	89	90
91	92	93	94	95	96	97	98	99	100

Step 1: multiply the ones.
 $3 \times 7 = 21$ so I have put the
 1 into the ones column
 and the 20 underneath
 the tens column.

$$\begin{array}{r} 57 \\ \times 3 \\ \hline 1 \\ 2 \end{array}$$

Step 2: multiply the tens.
 $3 \times 50 = 150$ so I need to
 add the 20 on.
 $150 + 20 = 170$

$$\begin{array}{r} 57 \\ \times 3 \\ \hline 1 \\ 2 \end{array}$$

Step 3: I write 170
 but I need to
 remember my HTO
 columns.

$$\begin{array}{r} 57 \\ \times 3 \\ \hline 170 \end{array}$$

$$5 \times 33 =$$

First I multiply $3 \times 5 = 15$

Then I write 5 in the ones column and save the 10 for later (underneath).

After I multiply 5×30 and I know that $5 \times 3 = 15$ so $5 \times 30 = 150$ because I know to add a 0 to multiply a number by 10.

I know that I need to add 10 onto 150 so the number is now 160.


Finally I write that into my columns and the total is 165.

$$\begin{array}{r} 33 \\ \times 5 \\ \hline 165 \\ 1 \end{array}$$

a) 25 x 5

			T	O	
			2	5	
	x			5	


d) 5×26



Resources

A Book Review by _____

Your star rating for this book:



Title: _____ Author: _____

Characters

Who are they?

Did you like them?

How did they make you feel?

Plot

What happens? Is it fun to read?

Your opinion

Did you like the book? What was your favourite part & why?

Were there any funny or scary bits? Did you learn anything?

Recommend?

Why or
why not?

English

You do not need to use this template (print it off). Children can layout their article on a piece of lined paper.

Use the plan:

Paragraph 1: introduction

Paragraph 2: describe the event

Paragraph 3: witnesses

Paragraph 4: conclusion

Multiply 2-digits by 1-digit (2)

- 1 There are 23 marbles in a jar.
There are 5 jars.



Tens	Ones

How many marbles are there in total?

$$5 \times 3 \text{ ones} = \square$$

$$5 \times 2 \text{ tens} = \square$$

$$\square + \square = \square$$

$$5 \times 23 = \square$$

There are marbles in total.

- 2 Work out 4×15

Tens	Ones

$$4 \times 5 = \square$$

$$4 \times 10 = \square$$

$$4 \times 15 = \square$$

- 3 Complete the multiplications.

a) $4 \times 24 = \square$

b) $3 \times 17 = \square$

c) $3 \times 25 = \square$

d) $34 \times 4 = \square$

- 4 Complete the column multiplications.

Tens	Ones

		T	O	
		2	4	
	x		3	

Tens	Ones
10 10 10	1 1 1 1 1
10 10 10	1 1 1 1 1
10 10 10	1 1 1 1 1
10 10 10	1 1 1 1 1

		T	O	
		3	5	
x			4	

5 Work out the multiplications.

a) 25×5

		T	O	
		2	5	
x			5	

c) 5×26

b) 35×6

		T	O	
		3	5	
x			6	

d) 4×36

6 Tommy works out 37×2

		T	O	
		3	7	
x			2	
		6	1	4

What mistake has Tommy made? Work out the correct answer.

7 Find the missing numbers.

		2	2	
x				
		8	8	

			1	
x				
		1	2	4

8 Here are some digit cards.

1	2	3	4	5	8
---	---	---	---	---	---

a) Use the digit cards to create a multiplication and work out the answer.

$$\square \square \times \square = \square$$

b) Work with a partner to find calculations that have:

- an odd product
- an even product
- an exchange in the ones column
- an exchange in the ones and tens columns.

Handwriting

You do not need to print this sheet out. Children can write in their books - some children may need an adult to write the letter or word first and then they can continue.

q

q q q q

qu qu qu

quiz quiz

quit quit

quite quite

queue queue

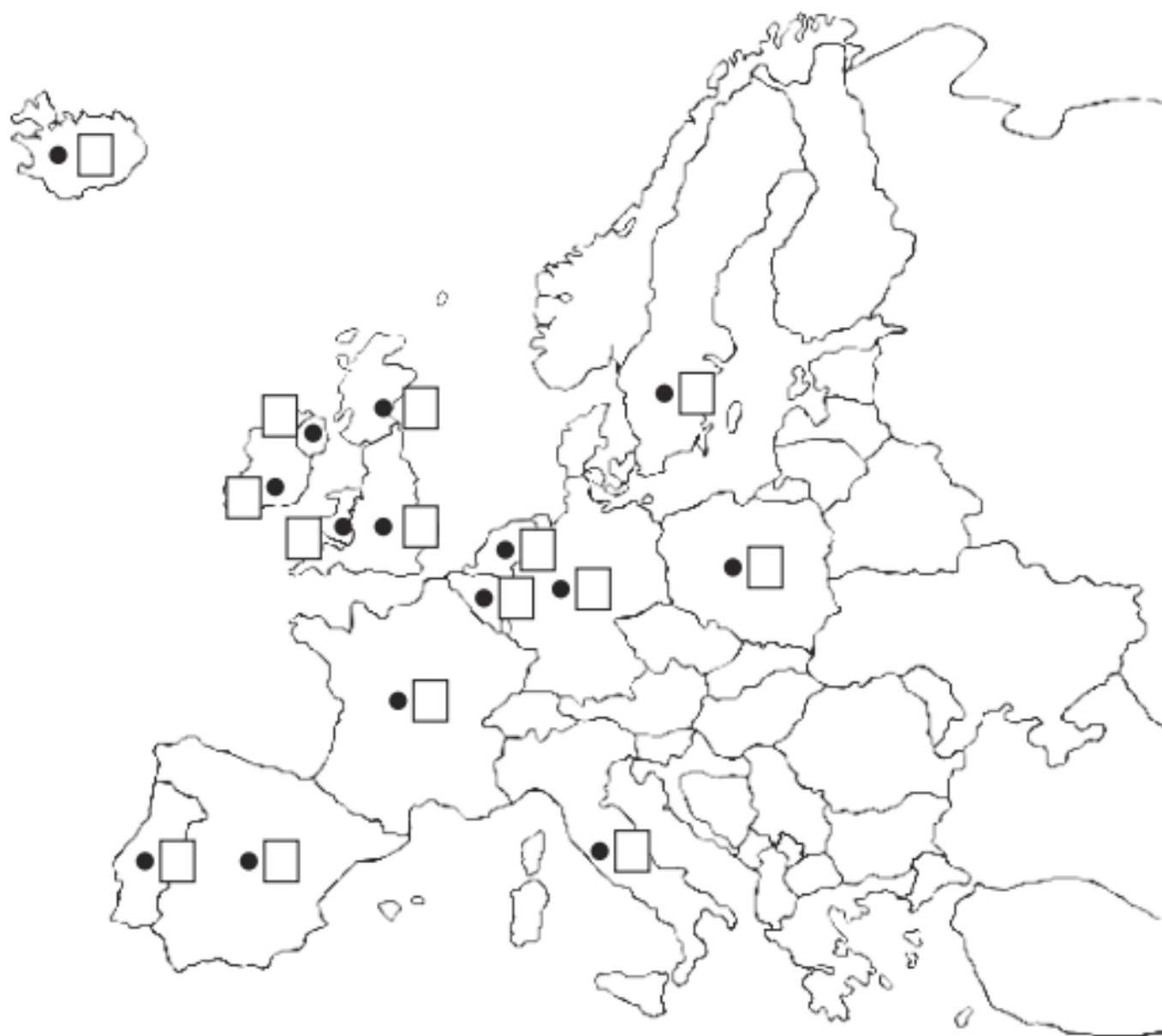
queen queen

quick quick

quicker quicker

quickest quickest

Countries of Europe



Key

- | | |
|----|------------------|
| 1 | Iceland |
| 2 | Ireland |
| 3 | England |
| 4 | Portugal |
| 5 | Spain |
| 6 | France |
| 7 | Belgium |
| 8 | Netherlands |
| 9 | Italy |
| 10 | Germany |
| 11 | Sweden |
| 12 | Poland |
| 13 | Scotland |
| 14 | Wales |
| 15 | Northern Ireland |



