




NEW VALLEY PRIMARY SCHOOL

REMOTE LEARNING FRIDAY 5TH FEBRUARY



At New Valley, we
are proud to:

Year 3 Pine Class Week Beginning 1/2/2021

*Work should be photographed or scanned and
returned to me at pine@newvalleyprimary.com*











*Pages to print today (if you
wanted)*

Pages: 6, 7, 8, 11 and 12



Pine Class

Recommended Daily Timetable

9 – 9.30	9.30 – 10	10 – 10.30	10.30 – 11	11 – 11.30/ 11.30 – 12	12 – 1	1 – 1.30	1.30 – 2	2 – 2.30/ 2.30 – 3
Wake and shake	Vipers	Spelling/ handwriting	Brain break	Video call	Lunch	Wider curriculum	Brain break	Video call
 Wake up Shake up  Exercise		 Handwriting  Spelling						

Wake and shake - There are many different videos on YouTube for wake and shake or children can follow a Joe Wicks video to get them ready for the day!

Brain breaks - In school, children have enjoyed watching Jack Hartmann brain breaks but there are is a variety of different videos. Encourage children to take brain breaks or exercise breaks throughout the day!

Handwriting - children to practice writing descending letters and ensuring that they are hanging below the line.

Spellings - children can practice spellings in any way that they wish. This could be through drawing words and pictures, look, cover spell or any other way that they have practised previously.



[illegible]

**WOW
WORK!**

Going Shopping

Write out these shopping lists as sentences, using commas to separate the items on each list.

supermarket	garden centre	stationery shop	clothes store
milk	compost	pencils	socks
eggs	seeds	envelopes	a hat
bread	a trowel	paper	gloves
peas		crayons	underwear
		a card	

At the supermarket, I bought milk, eggs, bread and peas.

At the garden centre, I bought compost, seeds and a trowel.

At the stationery shop, I bought pencils, envelopes, paper, crayons and a card.

At the clothes store, I bought socks, a hat, gloves and underwear.

the clothes store, I bought

10p	20p	50p	10p	20p	50p	£1	Free Gift
10p	10p	10p	10p	10p	10p	£1	Good Store
20p	20p	20p	20p	20p	20p	£1	Keep Going
50p	50p	50p	50p	50p	50p	£1	Doing Well!
10p	10p	10p	10p	10p	10p	£1	You've Found Lots!
20p	20p	20p	20p	20p	20p	£1	Good!
50p	50p	50p	50p	50p	50p	£1	Very Good!
10p	10p	10p	10p	10p	10p	£1	Excellent!

$$\begin{array}{l}
 60 \div 10 = 6 \\
 2 \div 2 = 1 \\
 6 \div 3 = 2 \\
 16 \div 4 = 4 \\
 2 \div 2 = 1 \\
 16 \div 4 = 4 \\
 14 \div 2 = 7 \\
 20 \div 5 = 4
 \end{array}$$

$$3 \times 8 = 24$$
$$8 \times 6 = 48$$

English

The Horseshoe Cafe
89 Floundet Street
Trent
Nottinghamshire
NG1 4BU

Dear Mr. Briggs,

I really enjoyed my lunch in your ~~the~~ cafe, and I wanted to let you know what a good time my friend and I had. It was one of the most enjoyable lunches I have eaten in my life.

We were in "The Horseshoe Cafe" last Sunday morning, and even though it was busy we were served immediately by a very pleasant friendly man. After ordering our meals, we were able to relax with the delightful view of the river.

The food was the most delicious food I have ever had. I ~~to~~ chose the Salmon and my friend ~~to~~ chose the beef.

Thank you again I will recommend you to all of my friends.

Yours,
Harold.

Recommend



Friday
5/2/2021



English:

L.O: To write an informal letter.

Today we are going to use our plan to write our letter. We are going to use commas in a list when we are talking about all the places that Oliver has been. We are going to use imagery to describe a setting.

Finally, we are going to think about the features of a letter.

Task:

Read the WAGOLL (what a good one looks like) and then write your own informal letter to Oliver's mum and dad.

Maths - children should complete the maths sheet before the video call as this is based on previous learning.

Today we are going to be adding pound and pence together. We are going to be thinking about how to convert pence to pounds. Here is the link for today's lesson: [Spr3.4.4 - Convert pounds and pence on Vimeo](#)



Children's mental health week

<https://www.youtube.com/watch?v=rJ5jSYK4Njw>

What are feelings?

It is good to feel lots of different things and we all experience different feelings.

Think about the feelings you feel and why you feel like this.



Handwriting -

Today we are looking at the letter o.

Spellings - This week we will look at words with the same ending.

Particular, peculiar, calendar, popular, caterpillar

Task: Write the spelling, cover it and then write it again. See if this helps to remember each spelling.



Oliver and the Seawigs
Chapter 2 - Read pages
37 - 41



Which character is your favourite? Complete the character review and write about your favourite character.

Remember to use full sentences and challenge yourself to use conjunctions and exciting verbs/adjectives.

PE

https://chipsteadvalley.sharepoint.com/:v:/s/CVPSremotelearning2020-21/EWa_OHfGMxRBvJymEt8zogEBk3oWWRFTVFc9OH_hMRVOg?e=5gL9Pc

Remember to wear colours to express yourself tomorrow!



Maths - Money

Wind and Wink

What we know already:
Each coin has a different value.
We can look at the number on
the coin to help us.

Key words:
money
value
pounds
pence
amount
convert

What we need to know:

If I see a note then I know that this
is pounds. I can add the value
together by starting with the notes,
then adding the pounds and then
adding the coins.



shutterstock.com • 1516251557

$$\begin{aligned}\pounds 10 + \pounds 5 &= \pounds 15 \\ \pounds 15 + \pounds 1 + \pounds 1 &= \pounds 17 \\ \pounds 17 + 20p + 5p + 1p &= \pounds 17.26\end{aligned}$$

The value of the pound comes first
and then the pence comes after
the dot.



124p



224p

When we are adding coins together
we can think of their value.

Coins	Total
5p + 5p + 1p + 1p + 2p	= 14p
20p + 20p + 1p + 1p	= 42p
50p + 20p + 20p + 1p + 2p	= 93p

- 4 Dora earns £10 for walking the dog.
Tick the money Dora is given.



- 5 Count the money.



- 6 Jack has 4 silver coins and Rosie has 5 silver coins.
Show that Jack can have more money than Rosie.

Compare answers with a partner.





_____ pounds and _____ pence

£__ . __



_____ pounds and _____ pence

£__ . __



__ pounds and __ pence

£_ . __



__ pounds and __ pence

£_ . __

To continue to recap on previous learning, here is a Flashback 4.

Click on the picture to take you to hit the button. This is great to practise your times tables!



Flashback 4

Year 3 | Week 2 | Day 1

1) Multiply 23 by 3

2) Compare using $<$, $>$ or $=$
 8×4 8×5

3) Calculate 7×8

4) Subtract 220 from 740

White Rose Maths

English Working Wall

Thanks for not printing this page!

Use this working wall to help remember what we have already learnt.

L.O: to understand where commas go in a list.

Comma's go in a list after each item, apart from the last item when you use 'and'.

They saw a village, alligators in a swamp, monkeys **and** a bear in a car.

L.O: to understand formal and informal letters.

Formal - writing for a specific purpose.

Informal - friendly and talking with people you are familiar with.

L.O: To use words and phrases to describe a setting.

A **setting** is a place or surroundings.

Think of exciting verbs, adjectives and phrases.

The dinghy was in the water. ❌

The orange dinghy rasped against the sand. ✓

L.O: To recap on the features of a letter.

Features of a letter: greeting, formal/informal, date, address, paragraphs.

Starting paragraph - why you are writing the letter.

English - task

32 Mystery Road
Mysterious Land
Germany
H53 KL5

Friday 5th February 2021

Dear Mum and Dad,

I am writing this letter to tell you about all of the fun and amazing things that I have been up to on my expedition. You would not believe the journey that I have been on and the things that I have seen!

First, I travelled to the Settled Isles where I saw a bear attacking a village, alligators in a swamp, monkeys swinging through the trees and a penguin trying to steal their lunch. It was crazy! Next, I swam across to the sarcastic sea and saw a singing mermaid, a scruffy seawig and a hippo driving a submarine. A hippo driving a submarine! Finally, I came to Deepwater Bay where I saw a beautiful sunset, the dinghy was crashing against the shore and the hot, golden sand was crunching below my feet.

I have had a fantastic journey but I do miss you both. I hope that I will see you soon so that we can share our wonderful stories together. Please get in touch soon.

Love from

Oliver

xx

Character Profile

My character looks like...

My character's actions are...

My character's personality is...

*This is my favourite
character because...*

Handwriting

o

o o o o

ou ou ou

on on on

or or or

of of of

ot ot ot

only only

out out

onto onto

open open

Spelling

	look	say	cover	write	check	correction
Particular						
peculiar						
calendar						
popular						
caterpillar						

This week is Children's Mental Health Week and this year's theme is 'Express Yourself'

Activity

**Today you can make some art!
You don't need loads of things to make art, most things around your house can be used for it.**


Here are some ideas for materials to make your art:

**paper
pens
pencils
paint
cardboard (like from cereal boxes)
natural materials (things from outside)
food (like coffee or chocolate to make paint)
fabric (old or torn clothes)
string
tape
anything recyclable**

There are lots of ideas for you to click on and try, if you don't fancy any of them you can choose to express yourself and make your own!



Friday



Art is one of the biggest ways for us to express ourselves.