



# FINAL WEEK!



w.c. 13.7.20

Year 1

Home Learning

Please write all answers in your distance learning journal and email to:

[willow@newvalleyprimary.com](mailto:willow@newvalleyprimary.com)



It is your final week of home learning. I want to say how proud I am of you for all of the work you have done throughout year 1. I have loved teaching every single one of you and thank you for a FANTASTIC year! I will miss you and want to wish you all the best in Year 2.

I will come and visit your classroom!




Love Miss Wingrave ☺



# Thursday

Click here for morning exercise!

## Timetable for the day



Fluency practice:  
Counting in 2s



**Word of the Day :** **adopt** (verb)

**Definition :** choose to take-up or follow an action or idea /raise a child as your own.

*The sports team **adopted** black arm bands as a show of respect.*

**Synonym :** embrace.

**Antonym :** abandon.

Joke of the Day!



DAY 39

**Q:** What is Dracula's favorite fruit?

**A:** Neck-tarines.



### Speed Sounds Set 2

ay may I play? 	ee what can you see? 	igh fly high 	ow blow the snow 	oo go on the zoo 
-----------------------	-----------------------------	---------------------	-------------------------	-------------------------

oo look at a book 	ar start the car 	or shut the door 	air that's not fair 	ir whirl and twirl 
--------------------------	-------------------------	-------------------------	----------------------------	---------------------------

### Speed Sounds Set 3

ea cup of tea 	oi spoil the boy 	ou shout it out 	oy toy for a boy 
----------------------	-------------------------	------------------------	-------------------------

a-e make a cake 	i-e nice smile 	o-e phone home 	u-e huge brute 	aw yawn at dawn 
------------------------	-----------------------	-----------------------	-----------------------	------------------------

are care and share 	ur nurse with a purse 	er a better letter 	ow brown cow 	ai snail in the rain 
---------------------------	------------------------------	---------------------------	---------------------	-----------------------------

oa a boat 	ew chew the stew 	ire fire, fire! 	ear hear with your ear 	ure sure it's pure 
------------------	-------------------------	------------------------	-------------------------------	---------------------------

We have now had a go at all of the sounds. Please click on the one you would like to practice. It is important that we keep practicing them!



Remember you can still watch Alphablocks too!

Join in with the tricky words song like we do in class!



Click on the bee to find your spellings!






# Vipers

Thursday 16<sup>th</sup> July

This week your Vipers will be based on a non-fiction text about plants.

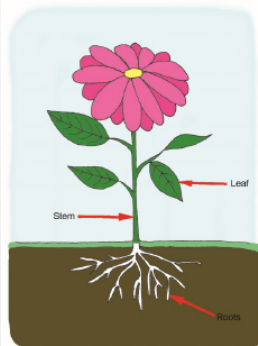
## Plant Features

Plants need light to be **healthy**. Plants need water and **nutrients** too.



Plants have lots of different parts. The parts can be called **features**.

Plant **features** have **important** jobs.



Here is a plant.

The plant has roots.

The plant has leaves.

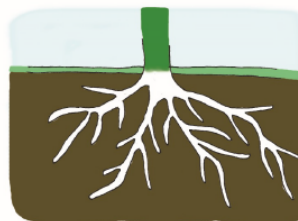
The plant has a stem.

Let's find out about their jobs.

## Roots


Plants have roots. Roots take water and food from the soil.

Roots help the plant to get **nutrients**. Roots help the plant to stand tall in the ground.



## Leaves

Plants have leaves. Leaves help to make food for the plant. Leaves make food with the sun in a special **process**.



Leaves can be different sizes.

Leaves can be different shapes.



Leaves can be different colours.

## Stems

Plants have stems. Stems carry water and **minerals**. They are **transported** to different parts of the plant.



The parts of a plant work **together** as a team. They help to keep the plant alive.



Explain what the job of the root is.

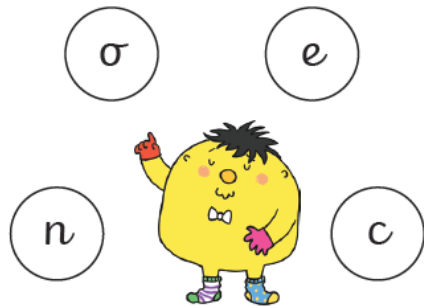


What do you think might happen if a plant has no roots?

# English Starter- Grammar Focus

Which year 1 common exception word has Mr Whoops been juggling with?

a



Write this sentence using capital letters and punctuation.

c

three bats are in the dark den in cardiff



Circle the words you think should have a capital letter.

d

jan                  fred                  feet  
claw                  paul



ABC



Practise writing these spellings.

b

day \_\_\_\_\_  
old \_\_\_\_\_  
make \_\_\_\_\_  
made \_\_\_\_\_

Tick the compound word.

e

- of
- where
- treetop
- school

Match up the words with their examples by drawing 3 lines. A rat is on the sack.

f

letter  
punctuation  
sentence





English

## English Poetry

Write the date and English at the top of your page.

English Thursday 16<sup>th</sup> July

Learning Objective: I can use  
onomatopoeia.

Onomatopoeia is a type of word that sounds like what it describes.

For example, if I was writing words to describe a *firework*, I could use the words...

**BANG!**

**POP!**

**FIZZ**

### onomatopoeia

a type of word that sounds like what it describes



We have been looking at the poem 'The Sound Collector' by Roger McGough.



Today you will be thinking about **onomatopoeia**. For each picture, write some words to describe what they sound like.



Water

Splash



Fire

Crackle

If it helps, ask an adult if you can play with some water in the bath or outside to see what sounds you can hear.

Click here to listen to a fire.



# Maths

## Fractions

LO: I can find a quarter.


Write Maths and the date at the top of your book.

Maths Thursday 16<sup>th</sup> July

Fluency review! Complete the following questions:


### How Many?

There are five sheep in each pen. How many sheep are there altogether?



### How Many?

There are ten pencils in each pack. How many pencils are there altogether?

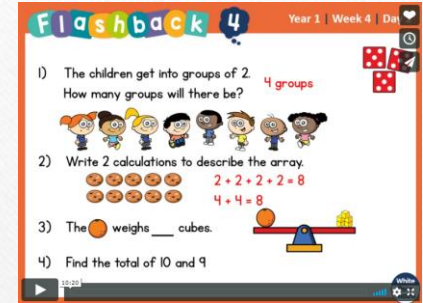




Today you will be finding a quarter. You will need to use the vocabulary 'quarter' and 'part'.

Remember the objects/ shapes need to be split into equal parts.

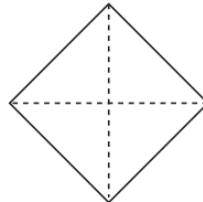
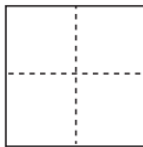
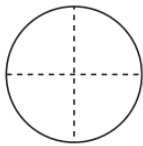
Watch the video and join in. Pause the video when it asks you to and complete the different tasks.



Click on this picture to take you to the website.  
You are doing the lesson:  
[Lesson 1 - Find a quarter \(1\)](#)

## Task 1

1 Colour a quarter of each shape.

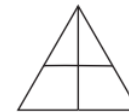
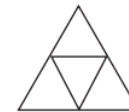
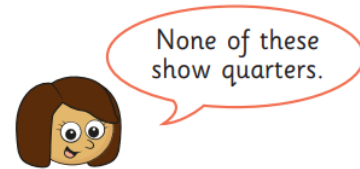


2 Show a quarter in four different ways.



## Task 2

3 Kim wants to show a quarter.



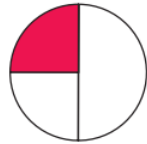
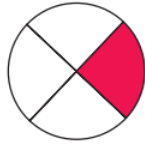
Do you agree with Kim? \_\_\_\_\_

Talk about your answer.

Go onto the next slide to find the next tasks.


### Task 3

Tick the shapes that show one quarter.




### Task 4

Draw a line to match the quarter to the rest of the whole shape.



### Task 5

I can't split this shape into quarters.




Is he right? Can you find a way?  
Are there any shapes that can't be quartered?

Go onto the next slide for your lightbulb challenge!




*Lightbulb questions!*  
*Get ready for some problem solving*  
*and reasoning!*  
*Get your thinking caps on!*

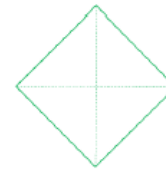


Use the squares to show:

- Less than a quarter shaded.
- Exactly a quarter shaded.
- More than a quarter shaded.

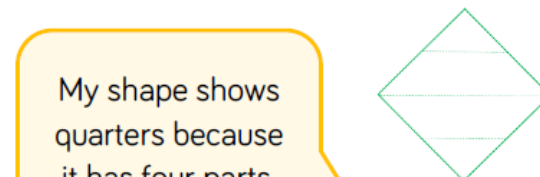


Alex and Jack are talking about quarters.



Alex

My shape shows quarters because it has four equal parts.



Jack

My shape shows quarters because it has four parts.

Are they correct?  
Explain your answer.



PSHE


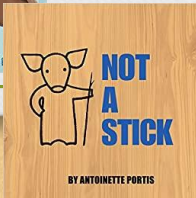





# PSHE

LO: I can think about what I have enjoyed.

This year, we have shared so many good stories and books.

Can you draw the front cover of your favourite book that we have done in class this year. It could be a Vipers or English story, or it might be one we have read together.

I have put a few examples below:





# Creative time/ Free time




Click on one of the 30 day challenges to choose an activity!



Click on the tree to find an outdoor learning activity!

Ask an adult to take a photo of all of your work today to send to me!



# Good morning! Let's start the day with some exercise.

Choose what you would like to have a go at:




#PEwithJOE

Click [here](#) to follow the link to Joe's Youtube channel - The Body Coach to join in with his live PE workout every morning at 9am.



Click here to check out  
NetFlex exercise videos!



# INVENTOR SCAVENGER HUNT

primary playground

- Find something that you can turn.
- Find something that is bumpy.
- Find something that is metal.
- Find something you put together.
- Find 3 things that are round.
- Find something you twist.
- Find something shiny.
- Find something you can roll.
- Find a tube.
- Find 3 things that are squishy.
- Find something clear.
- Find something that can bounce.



# RAINBOW SCAVENGER HUNT

primary playground

- 🌈 Find something red.
- 🌈 Find something yellow.
- 🌈 Find something orange.
- 🌈 Find something green.
- 🌈 Find something blue.
- 🌈 Find something purple.
- 🌈 Name a fruit that is red.
- 🌈 Name an animal that is yellow.
- 🌈 Name a vegetable that is orange.
- 🌈 Name a plant that is green.
- 🌈 Name a flower that is purple.
- 🌈 Name something outside that is blue.



# BOOK SCAVENGER HUNT

primary playground

- Find an animal in a book.
- Find the word spring in a book.
- Find someone helping someone in a book.
- Find a picture of a sun in a book.
- Find a book that makes you laugh.
- Find a bug in a book.
- Find someone sleeping in a book.
- Find a character eating in a book.
- Find a pet in a book.
- Find a cat in a book.
- Find a superhero in a book.
- Find a bike in a book.



# INDOOR SCAVENGER HUNT

primary playground

- Find a fork.
- Find something that is red.
- Find a tissue box.
- Find 3 things that have wheels.
- Find an orange crayon.
- Find something that is very soft.
- Find a band-aid.
- Find a key.
- Find 2 socks that match.
- Find something round.
- Find a sticker.
- Find a rubber band.
- Find a pair of glasses.
- Find an envelope.



Scavenger hunts are a good way to keep busy and require little preparation.




Here are some examples that can be done indoors or outside.

Alternatively, you can create a scavenger hunt together and have a mini-competition to find things.

Each week you will have a different list of spellings to learn. Please practice these everyday!



half  
money  
improve  
sugar  
could  
would  
sure  
eye  
should  
who

 Look and Say	 Look, Say and Write	 Cover and Write
Insert text		
Insert text		
Insert text		
Insert text		

Remember you can use this method to help you practice them!



1	2	3	4	5	6	7	8	9	10
11	12	13	14	15	16	17	18	19	20
21	22	23	24	25	26	27	28	29	30
31	32	33	34	35	36	37	38	39	40
41	42	43	44	45	46	47	48	49	50
51	52	53	54	55	56	57	58	59	60
61	62	63	64	65	66	67	68	69	70
71	72	73	74	75	76	77	78	79	80
81	82	83	84	85	86	87	88	89	90
91	92	93	94	95	96	97	98	99	100

Can you count  
in 10s?

Can you count  
in 5s?

Can you count  
in 2s?

What are the  
odd/even  
numbers?

# NETFLEX

Daily physical activity is very important to help keep a healthy body and mind. Aim for 60 minutes of physical activity a day  
Healthy Body & a Healthy Mind

## Warm Up



## Yoga



## Superhero Workout



## Just dance





Getting outside is good  
for your wellbeing!  
Here are some ideas...



#### INVENTOR SCAVENGER HUNT

- Find something that you can turn.
- Find something that is bumpy.
- Find something that is metal.
- Find something you put together.
- Find 3 things that are round.
- Find something you twist.
- Find something shiny.
- Find something you can roll.
- Find a tube.
- Find 3 things that are squishy.
- Find something clean.
- Find something that can bounce.

#### BOOK SCAVENGER HUNT

- Find an animal in a book.
- Find the word *spring* in a book.
- Find someone helping someone in a book.
- Find a picture of a sun in a book.
- Find a book that makes you laugh.
- Find a bug in a book.
- Find someone sleeping in a book.
- Find a character eating in a book.
- Find a pet in a book.
- Find a cat in a book.
- Find a superhero in a book.
- Find a bike in a book.

Have a go  
at a  
scavenger  
hunt!

#### RAINBOW SCAVENGER HUNT


- Find something red.
- Find something yellow.
- Find something orange.
- Find something green.
- Find something blue.
- Find something purple.
- Name a Fruit that is red.
- Name an animal that is yellow.
- Name a vegetable that is orange.
- Name a plant that is green.
- Name a flower that is purple.
- Name something outside that is blue.

#### INDOOR SCAVENGER HUNT

- Find a Fork.
- Find something that is red.
- Find a tissue box.
- Find 3 things that have wheels.
- Find an orange crayon.
- Find something that is very soft.
- Find a band-aid.
- Find a key.
- Find 2 socks that match.
- Find something round.
- Find a sticker.
- Find a rubber band.
- Find a pair of glasses.
- Find an envelope.



Explore 30 Quests for students  
around the world to celebrate,  
explore and connect with nature.



WELCOME  
TO MAPZONE

Explore  
Mapzone  
online!

Click here to find some  
outdoor learning activity  
ideas!

\* **SPRING  
INTO SPRING**

BIRD'S NEST	ANT	RABBIT	BLACKBIRD	BERRIES ON A TREE
SPARROW	DANDELION	FROG OR TOAD	FEATHER	WASP
LADYBIRD	ANIMAL-SHAPED CLOUD	BLUE TIT	CATERPILLAR	OAK TREE
DAISY	WORM	NETTLE	SPIDER'S WEB	CLOVER
BUTTERCUP	WOODLOUSE	SNAIL	BEE	BUTTERFLY



























Go on a  
walk and  
see what  
you can  
spot on  
this Bingo  
page!



# 30 Day Fitness Challenge

© The Mum Educates




<p>Do 10 star jumps.</p> <p><b>Day 1</b> </p>	<p>Hop around like a frog for 20 seconds.</p> <p><b>Day 2</b> </p>	<p>Touch your toes 10 times.</p> <p><b>Day 3</b> </p>	<p>Balance a ball on your head.</p> <p><b>Day 4</b> </p>	<p>Spin in a circle for 10 seconds.</p> <p><b>Day 5</b> </p>
<p>Walk like a crab for 1 minute.</p> <p><b>Day 6</b> </p>	<p>Stretch as high as you can.</p> <p><b>Day 7</b> </p>	<p>Choose a song and create your own dance routine for the song! Perform it in front of your family.</p> <p><b>Day 8</b> </p>	<p>Pick up a ball from the floor without using your hands.</p> <p><b>Day 9</b> </p>	<p>Take 10 giant steps.</p> <p><b>Day 10</b> </p>
<p>Balance on one leg for 30 seconds.</p> <p><b>Day 11</b> </p>	<p>Do 6 cartwheels.</p> <p><b>Day 12</b> </p>	<p>Lay on your back and paddle your legs like you are on a bike.</p> <p><b>Day 13</b> </p>	<p>Skip the rope for 1 minute.</p> <p><b>Day 14</b> </p>	<p>Make your own hopscotch. Play it for 1 minute.</p> <p><b>Day 15</b> </p>
<p>Stretch like a cat. Do it 5 times.</p> <p><b>Day 16</b> </p>	<p>Do an egg and spoon race with your sibling.</p> <p><b>Day 17</b> </p>	<p>Dance like a chicken for 1 minute.</p> <p><b>Day 18</b> </p>	<p>Walk backwards 10 steps and then skip back.</p> <p><b>Day 19</b> </p>	<p>Do 10 squats in 30 seconds.</p> <p><b>Day 20</b> </p>
<p>Wiggle like a worm for 20 seconds.</p> <p><b>Day 21</b> </p>	<p>Do Yoga for 10 minutes. You can find videos on YouTube.</p> <p><b>Day 22</b> </p>	<p>Tiptoe for 25 seconds.</p> <p><b>Day 23</b> </p>	<p>Throw a ball in the air and catch it. Repeat 10 times.</p> <p><b>Day 24</b> </p>	<p>Shake your arms and clap your hands. Do this 5 times.</p> <p><b>Day 25</b> </p>
<p>Create your own obstacle course and time yourself doing it!</p> <p><b>Day 26</b> </p>	<p>Do gorilla shuffle for 15 seconds.</p> <p><b>Day 27</b> </p>	<p>Lay on the floor. Lift your arms and legs above the floor for 10 seconds.</p> <p><b>Day 28</b> </p>	<p>Balance a book on your head for 15 seconds.</p> <p><b>Day 29</b> </p>	<p>Do 10 sit ups in one minute.</p> <p><b>Day 30</b> </p>



# 30 Day Life Skills Challenge

© The Mum Educates



<p>Learn how to load and unload the washing machine.</p> <p><b>Day 1</b> </p>	<p>Make your bed.</p> <p><b>Day 2</b> </p>	<p>Learn to wrap a gift.</p> <p><b>Day 3</b> </p>	<p>Cook a new meal from whatever you have in the fridge.</p> <p><b>Day 4</b> </p>	<p>Make your own breakfast.</p> <p><b>Day 5</b> </p>
<p>Learn to tie your shoelaces.</p> <p><b>Day 6</b> </p>	<p>Learn to stitch a button.</p> <p><b>Day 7</b> </p>	<p>Learn to tell the time in both digital and analogue clock.</p> <p><b>Day 8</b> </p>	<p>Set a dinner table for your family.</p> <p><b>Day 9</b> </p>	<p>Sort the recyclable bins.</p> <p><b>Day 10</b> </p>
<p>Make a cucumber or cheese sandwich.</p> <p><b>Day 11</b> </p>	<p>Wash a dish or pot.</p> <p><b>Day 12</b> </p>	<p>Learn to use a knife and fork.</p> <p><b>Day 13</b> </p>	<p>Read a book and act out a scene from it.</p> <p><b>Day 14</b> </p>	<p>Girls: Learn to plait hair. Boys: Do a cool hairstyle.</p> <p><b>Day 15</b> </p>
<p>Clean your bedroom.</p> <p><b>Day 16</b> </p>	<p>Know your full name, phone number and complete home address.</p> <p><b>Day 17</b> </p>	<p>Learn how to use a vacuum cleaner.</p> <p><b>Day 18</b> </p>	<p>Plant a herb and take care until it grows.</p> <p><b>Day 19</b> </p>	<p>Hang the clothes out to dry.</p> <p><b>Day 20</b> </p>
<p>Dress yourself.</p> <p><b>Day 21</b> </p>	<p>Hang clothes on a hanger.</p> <p><b>Day 22</b> </p>	<p>Learn to fold clothes.</p> <p><b>Day 23</b> </p>	<p>Mop one room in your house.</p> <p><b>Day 24</b> </p>	<p>Clean your kitchen shelves.</p> <p><b>Day 25</b> </p>
<p>Peel vegetables safely.</p> <p><b>Day 26</b> </p>	<p>Know who to call in an emergency.</p> <p><b>Day 27</b> </p>	<p>Iron a pillowcase and put it on the pillow.</p> <p><b>Day 28</b> </p>	<p>Know when to use 999 and when to use 111 emergency services.</p> <p><b>Day 29</b> </p>	<p>Tidy your toys.</p> <p><b>Day 30</b> </p>



# 30 Day Art/DT Challenge

© The Mum Educates




























<p>Design and make your own boat that will float on water.</p> <p>Day 1 </p>	<p>Draw a butterfly with exotic colours.</p> <p>Day 2 </p>	<p>Make your own puppet using a sock.</p> <p>Day 3 </p>	<p>Design the best parachute to protect a boiled egg.</p> <p>Day 4 </p>	<p>Make your own kite.</p> <p>Day 5 </p>
<p>Make a planet using paper Mache.</p> <p>Day 6 </p>	<p>Design a face mask for yourself.</p> <p>Day 7 </p>	<p>Make your own rocket using empty paper rolls.</p> <p>Day 8 </p>	<p>Use marshmallows and toothpicks to build your own 3D shapes.</p> <p>Day 9</p>	<p>Draw your family picture on a poster.</p> <p>Day 10 </p>
<p>Write your name with play dough.</p> <p>Day 11 </p>	<p>Build something you would find in the polar regions using things you can find in your home.</p> <p>Day 12 </p>	<p>Draw your own superhero with special powers.</p> <p>Day 13 </p>	<p>Use building blocks or Legos to build a sculpture.</p> <p>Day 14 </p>	<p>Make a squishy with a balloon and toothpaste.</p> <p>Day 15 </p>
<p>Make a den in your home using fabric, cushions and other furniture.</p> <p>Day 16 </p>	<p>Make your own monster bookmark.</p> <p>Day 17 </p>	<p>Design your own Easter egg. You can do this on paper or you can paint a real egg.</p> <p>Day 18 </p>	<p>Collect some nature things from outside and draw these in your book.</p> <p>Day 19 </p>	<p>Make a spider with pipe cleaners.</p> <p>Day 20 </p>
<p>Write a hilarious poem using bubble writing.</p> <p>Day 21 </p>	<p>Draw a picture of yourself and then label all the body parts of the body.</p> <p>Day 22: </p>	<p>Make your own glittery slime.</p> <p>Day 23 </p>	<p>Draw an illustration for your own story.</p> <p>Day 24 </p>	<p>Collect photos of your family and make a family tree.</p> <p>Day 25 </p>
<p>Paint rocks and turn them into animals</p> <p>Day 26 </p>	<p>Make your own board game.</p> <p>Day 27 </p>	<p>Create a poster showing healthy and unhealthy food.</p> <p>Day 28 </p>	<p>Make your own paper plate nest.</p> <p>Day 29 </p>	<p>Make a castle using an empty cereal box.</p> <p>Day 30 </p>



# Summer Writing Challenge



© The Mum Educates

<p>Make a bucket list of things you want to do this summer.</p> <p><b>Date:</b></p>	<p>Write your life story.</p> <p><b>Date:</b></p> 	<p>Go for a walk. Write five sentences about the walk you went on.</p> <p><b>Date:</b></p> 	<p>Write a scary story.</p> <p><b>Date:</b></p> 	<p>Write a letter to your friend or family.</p> <p><b>Date:</b></p> 
<p>Write about the last week of school.</p> <p><b>Date:</b></p> 	<p>Write a description of a garden using 5 senses.</p> <p><b>Date:</b></p> 	<p>Write what you did on a rainy day.</p> <p><b>Date:</b></p> 	<p>Write about the worst holiday of your life.</p> <p><b>Date:</b></p> 	<p>Write swimming instructions for your younger sibling.</p> <p><b>Date:</b></p> 
<p>Write a poem about summer.</p> <p><b>Date:</b></p> 	<p>Write about a new exotic fruit you tasted this summer.</p> <p><b>Date:</b></p> 	<p>Write about a picnic.</p> <p><b>Date:</b></p> 	<p>Write about your favourite water game or activity.</p> <p><b>Date:</b></p> 	<p>Write a recipe of your favourite food.</p> <p><b>Date:</b></p> 
<p>Write a book review of your favourite book.</p> <p><b>Date:</b></p> 	<p>Write about your favourite children's book author.</p> <p><b>Date:</b></p> 	<p>Write about a magic lamp you found in the woods.</p> <p><b>Date:</b></p> 	<p>Write a summer song.</p> <p><b>Date:</b></p> 	<p>Write in your playhouse.</p> <p><b>Date:</b></p> 
<p>Write a hilarious poem.</p> <p><b>Date:</b></p> 	<p>Write about a favourite character you read in the book.</p> <p><b>Date:</b></p>	<p>Write a shopping list for your parents.</p> <p><b>Date:</b></p> 	<p>Write about your favourite sport.</p> <p><b>Date:</b></p> 	<p>Write a mystery story.</p> <p><b>Date:</b></p> 
<p>Write a new ending for a book you read today.</p> <p><b>Date:</b></p> 	<p>Write five interesting facts about summer.</p> <p><b>Date:</b></p> 	<p>Write about the beach you went this summer.</p> <p><b>Date:</b></p> 	<p>Write under the stars.</p> <p><b>Date:</b></p> 	<p>Write what you want to achieve in your new class.</p> <p><b>Date:</b></p> 