

Week 13
Tuesday
7.7.20

Year 1

Home Learning






*Please write all answers in your distance learning
journal and email to:*

willow@newvalleyprimary.com

Tuesday

Click here for morning exercise!

Timetable for the day



Fluency practice:
Counting in 2s



Word of the Day : **leaky** (adjective)

Definition : having a leak or leaks.

*The **leaky** tap dripped all night.*

Synonym : dripping.

Antonym : watertight.

Joke of the Day!



DAY 32

Q: Why was six afraid of seven?

A: Because seven eight nine.



Speed Sounds Set 2

ay may I play? 	ee what can you see? 	igh fly high 	ow blow the snow 	oo go on the zoo
-----------------------	-----------------------------	---------------------	-------------------------	-------------------------

oo look at a book 	ar start the car 	or shut the door 	air that's not fair 	ir whirl and twirl
--------------------------	-------------------------	-------------------------	----------------------------	---------------------------

Speed Sounds Set 3

ea cup of tea 	oi spoil the boy
----------------------	-------------------------

ou shout it out 	oy toy for a boy
------------------------	-------------------------

a-e make a cake 	i-e nice smile 	o-e phone home 	u-e huge brute 	aw yawn at dawn
------------------------	-----------------------	-----------------------	-----------------------	------------------------

are care and share 	ur nurse with a purse 	er a better letter 	ow brown cow 	ai snail in the rain
---------------------------	------------------------------	---------------------------	---------------------	-----------------------------

oa a boat 	ew chew the stew 	ire fire, fire! 	ear hear with your ear 	ure sure it's pure
------------------	-------------------------	------------------------	-------------------------------	---------------------------

We have now had a go at all of the sounds. Please click on the one you would like to practice. It is important that we keep practicing them!



Remember you can still watch Alphablocks too!

Join in with the tricky words song like we do in class!



Click on the bee to find your spellings!



English Starter- Grammar Focus

Tick two words that can have '-ed' added at the end to make new words.

- push
- kept
- song
- start

a

Unscramble this sentence.

standing rocks. were They the on

c

Find the hidden words.

house

m t u o b a

about

r c r n u n

Mr

u h o u s e

Mrs

m r s u l a

could

h u n o l m

looked

l o o k e d

e

Complete the table.

Singular (one)	Plural (more than one)
bag	
boot	
class	



b

Tick the real words and cross the alien words.

wue

clue

blisrue

handsaw

blaw

gawt

law



d

Help poor Mr Whoops by circling the correct spelling.

haf

have

hav



f

Vipers/ English

Tuesday 7th July

Complete the questions in your exercise book.

Remember to answer in FULL SENTENCES



Why did the snail only take one shoe?



What will the fleas do with the shoe?



What do you think will happen next?

This week your Vipers will be based around an animation video called 'Caterpillar Shoes'.

For today's questions pause the film after the caterpillar leaves the fleas and says 'I think it's time to stop.'



English

Today's English Task:

LO: I can draw and label a diagram.

Your task today is to find out about the **lifecycle of a butterfly**. Think back to the story The Hungry Caterpillar and **create a diagram**. Label your diagram with key words. This will help you write an explanation text later this week.

Key words:

- The egg
- The caterpillar
- The chrysalis
- Butterfly

SCIENCE

Maths

Multiplication and Division

LO: I can make equal groups by grouping.
Write Maths and the date at the top of your book.

Maths Tuesday 7th July


Fluency review! Complete the questions below:

Place Value

0, 2, 4, 6, 8,

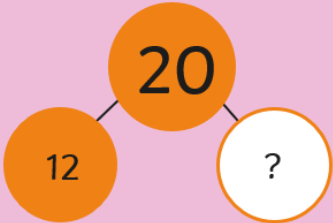
What is the next number?

Problem Solving




How many circles are there?

+ and -



Reasoning

6, 8, 12, 14



What number has Alison missed out?

Yesterday you looked at making equal groups by grouping objects. Today you will continue practicing this. If you need a reminder, find the video from yesterday or join our video call.

Review questions – complete the stem sentences and add the equal groups.



How many fingers do I have altogether?

There are __ hands.

There are __ fingers on each hand.

There are __ groups of __.

__ + __ + __ = __

Challenge yourself! __ X __ = __



Join for a video call at 10am for the input.



How many wheels do I have altogether?

There are __ bikes.

There are __ wheels on each bike.

There are __ groups of __.

Write an addition number sentence:

Challenge yourself! __ X __ = __



How many fish do I have altogether?

There are __ tanks. There are __ fish in each tank.

There are __ groups of __.

Write an addition number sentence:

Challenge yourself! __ X __ = __

Task 2

Take 20 objects.

I can make ___ equal groups of 2.

There are ___ groups of 2 in 20.

I can make ___ equal groups of 5.

There are ___ groups of 5 in 20.

I can make ___ equal groups of 10.

There are ___ groups of 10 in 20.

Task 3

I have 30 objects.

Can you make equal groups of

2

I can make ___ equal groups of 2.

There are ___ groups of 2 in 30.

5

I can make ___ equal groups of 5.

There are ___ groups of 5 in 30.

10

I can make ___ equal groups of 10.

There are ___ groups of 10 in 30.

4

I can make ___ equal groups of 4.

There are ___ groups of 4 in 30.


But what do you notice?

How can you tell
that a group is
equal?

Go onto the next slide to see the lightbulb questions!



Lightbulb question!
Get ready for some problem solving
and reasoning!
Get your thinking caps on!



Tommy and Jack each have the same number of sweets.



Tommy has 5 equal groups of 2
Jack has 1 equal group.
How many sweets are in Jack's group?

Click [here](#) to find a hundred square to practice counting on!

I am thinking of a number between 20 and 30

I can only make equal groups of 5

What must my number be?

What happens when I try to make groups of 2 with it?

What happens when I try to make groups of 10 with it?

Watch the episode 'Terrible Twosday' to help you understand grouping.





PSHE

LO: I understand that it is important to look after my well-being.

This week we will be thinking about our well-being and how we can have a healthy mindset.

Your task is to create a wellbeing journal page for each day. Have a look at the ideas to include for Tuesday.



Tuesday

Date: _____

Quote of the Day
 'Be who you are and say what you feel, because those who mind don't matter, and those who matter don't mind.'
 Dr Seuss

Today I Want To:
 Draw or write the things you'd like to do today.

1. _____

2. _____

3. _____

My Favourite Memory

Where were you?	Who else was there?
Why did you enjoy it so much?	How does it feel thinking about it?

The Best Thing That Happened Today
 Draw a picture to show this at the end of the day!

Thinking Time

I am happy when...

I feel this way because...

I can feel this way more by...

Good Things
Write or draw the things that are good in your life.

1.

2.

3.

Rate the Day



Discovery

This week we will be thinking about plants and living things. Take a look at the activities below.



Science (plants)

LO: I understand how to make a plant grow.

Watch the story Jasper's Beanstalk and think about what a plant needs to grow. Write some instructions of how to plant a seed and what you need to do to look after it.

Why don't you have a go at planting a seed?



Science (Living things)

LO: I know the parts of a plant.

Research all the different parts of a plant. Create a model or draw a picture and label it with the names. Write a sentence for each part and what they do.



Art and Design

LO: I can create a piece of art inspired by a famous artist.

Have a look at Van Gogh's artwork called 'Sunflowers'. See if you can have a go at creating your own version.



Art & Design

LO: I can make a bee.

Have a go at making a bee. Be as creative as you like!



Music

LO: I can use actions and use my voice expressively when singing a song.

Listen to and join in with the song about planting seeds! Why not design your own garden? Can you name any foods that you like that come from a seed?

Languages

LO: I can describe my family members in Spanish.

In this lesson we will combine our learning from the last two lessons and use it to describe the hair and eye colour of different family members. For this lesson you will need a pen and paper and some colouring pencils.



Creative time/ Free time




Click on one of the 30 day challenges to choose an activity!

- Fitness
- Life Skills
- Writing
- Art/DT

Click on the tree to find an outdoor learning activity!

Ask an adult to take a photo of all of your work today to send to me!



Good morning! Let's start the day with some exercise.

Choose what you would like to have a go at:




#PEwithJOE

Click [here](#) to follow the link to Joe's Youtube channel - The Body Coach to join in with his live PE workout every morning at 9am.



Click here to check out
NetFlex exercise videos!



INVENTOR SCAVENGER HUNT

primary playground

- Find something that you can turn.
- Find something that is bumpy.
- Find something that is metal.
- Find something you put together.
- Find 3 things that are round.
- Find something you twist.
- Find something shiny.
- Find something you can roll.
- Find a tube.
- Find 3 things that are squishy.
- Find something clear.
- Find something that can bounce.



RAINBOW SCAVENGER HUNT

primary playground

- 🌈 Find something red.
- 🌈 Find something yellow.
- 🌈 Find something orange.
- 🌈 Find something green.
- 🌈 Find something blue.
- 🌈 Find something purple.
- 🌈 Name a fruit that is red.
- 🌈 Name an animal that is yellow.
- 🌈 Name a vegetable that is orange.
- 🌈 Name a plant that is green.
- 🌈 Name a flower that is purple.
- 🌈 Name something outside that is blue.



BOOK SCAVENGER HUNT

primary playground

- Find an animal in a book.
- Find the word spring in a book.
- Find someone helping someone in a book.
- Find a picture of a sun in a book.
- Find a book that makes you laugh.
- Find a bug in a book.
- Find someone sleeping in a book.
- Find a character eating in a book.
- Find a pet in a book.
- Find a cat in a book.
- Find a superhero in a book.
- Find a bike in a book.



INDOOR SCAVENGER HUNT

primary playground

- Find a fork.
- Find something that is red.
- Find a tissue box.
- Find 3 things that have wheels.
- Find an orange crayon.
- Find something that is very soft.
- Find a band-aid.
- Find a key.
- Find 2 socks that match.
- Find something round.
- Find a sticker.
- Find a rubber band.
- Find a pair of glasses.
- Find an envelope.



Scavenger hunts are a good way to keep busy and require little preparation.




Here are some examples that can be done indoors or outside.

Alternatively, you can create a scavenger hunt together and have a mini-competition to find things.

Each week you will have a different list of spellings to learn. Please practice these everyday!



water
again
grass
pass
plant
path
bath
hour
move
prove

 Look and Say	 Look, Say and Write	 Cover and Write
Insert text		
Insert text		
Insert text		
Insert text		

Remember you can use this method to help you practice them!

1	2	3	4	5	6	7	8	9	10
11	12	13	14	15	16	17	18	19	20
21	22	23	24	25	26	27	28	29	30
31	32	33	34	35	36	37	38	39	40
41	42	43	44	45	46	47	48	49	50
51	52	53	54	55	56	57	58	59	60
61	62	63	64	65	66	67	68	69	70
71	72	73	74	75	76	77	78	79	80
81	82	83	84	85	86	87	88	89	90
91	92	93	94	95	96	97	98	99	100

Can you count
in 10s?

Can you count
in 5s?

Can you count
in 2s?

What are the
odd/even
numbers?

NETFLEX

Daily physical activity is very important to help keep a healthy body and mind. Aim for 60 minutes of physical activity a day
Healthy Body & a Healthy Mind

Warm Up



Yoga



Superhero Workout



Just dance





Getting outside is good for your wellbeing! Here are some ideas...



INVENTOR SCAVENGER HUNT

- Find something that you can turn.
- Find something that is bumpy.
- Find something that is metal.
- Find something you put together.
- Find 3 things that are round.
- Find something you twist.
- Find something shiny.
- Find something you can roll.
- Find a tube.
- Find 3 things that are squishy.
- Find something clean.
- Find something that can bounce.

BOOK SCAVENGER HUNT

- Find an animal in a book.
- Find the word *spring* in a book.
- Find someone helping someone in a book.
- Find a picture of a sun in a book.
- Find a book that makes you laugh.
- Find a bug in a book.
- Find someone sleeping in a book.
- Find a character acting in a book.
- Find a pet in a book.
- Find a cat in a book.
- Find a superhero in a book.
- Find a bike in a book.

Have a go
at a
scavenger
hunt!

RAINBOW SCAVENGER HUNT


- Find something red.
- Find something yellow.
- Find something orange.
- Find something green.
- Find something blue.
- Find something purple.
- Name a Fruit that is red.
- Name an animal that is yellow.
- Name a vegetable that is orange.
- Name a plant that is green.
- Name a flower that is purple.
- Name something outside that is blue.

INDOOR SCAVENGER HUNT

- Find a Fork.
- Find something that is red.
- Find a tissue box.
- Find 3 things that have wheels.
- Find an orange crayon.
- Find something that is very soft.
- Find a band-aid.
- Find a key.
- Find 2 socks that match.
- Find something round.
- Find a sticker.
- Find a rubber band.
- Find a pair of glasses.
- Find an envelope.



Explore 30 Quests for students
around the world to celebrate,
explore and connect with nature.



WELCOME
TO MAPZONE

Explore
Mapzone
online!

Click here to find some
outdoor learning activity
ideas!

* **SPRING
INTO SPRING**

BIRD'S NEST	ANT	RABBIT	BLACKBIRD	BERRIES ON A TREE
SPARROW	DANDELION	FROG OR TOAD	FEATHER	WASP
LADYBIRD	ANIMAL-SHAPED CLOUD	BLUE TIT	CATERPILLAR	OAK TREE
DAISY	WORM	NETTLE	SPIDER'S WEB	CLOVER
BUTTERCUP	WOODLOUSE	SNAIL	BEE	BUTTERFLY

























Go on a
walk and
see what
you can
spot on
this Bingo
page!



30 Day Fitness Challenge

© The Mum Educates



<p>Do 10 star jumps.</p> <p>Day 1 </p>	<p>Hop around like a frog for 20 seconds.</p> <p>Day 2 </p>	<p>Touch your toes 10 times.</p> <p>Day 3 </p>	<p>Balance a ball on your head.</p> <p>Day 4 </p>	<p>Spin in a circle for 10 seconds.</p> <p>Day 5 </p>
<p>Walk like a crab for 1 minute.</p> <p>Day 6 </p>	<p>Stretch as high as you can.</p> <p>Day 7 </p>	<p>Choose a song and create your own dance routine for the song! Perform it in front of your family.</p> <p>Day 8 </p>	<p>Pick up a ball from the floor without using your hands.</p> <p>Day 9 </p>	<p>Take 10 giant steps.</p> <p>Day 10 </p>
<p>Balance on one leg for 30 seconds.</p> <p>Day 11 </p>	<p>Do 6 cartwheels.</p> <p>Day 12 </p>	<p>Lay on your back and paddle your legs like you are on a bike.</p> <p>Day 13 </p>	<p>Skip the rope for 1 minute.</p> <p>Day 14 </p>	<p>Make your own hopscotch. Play it for 1 minute.</p> <p>Day 15 </p>
<p>Stretch like a cat. Do it 5 times.</p> <p>Day 16 </p>	<p>Do an egg and spoon race with your sibling.</p> <p>Day 17 </p>	<p>Dance like a chicken for 1 minute.</p> <p>Day 18 </p>	<p>Walk backwards 10 steps and then skip back.</p> <p>Day 19 </p>	<p>Do 10 squats in 30 seconds.</p> <p>Day 20 </p>
<p>Wiggle like a worm for 20 seconds.</p> <p>Day 21 </p>	<p>Do Yoga for 10 minutes. You can find videos on YouTube.</p> <p>Day 22 </p>	<p>Tiptoe for 25 seconds.</p> <p>Day 23 </p>	<p>Throw a ball in the air and catch it. Repeat 10 times.</p> <p>Day 24 </p>	<p>Shake your arms and clap your hands. Do this 5 times.</p> <p>Day 25 </p>
<p>Create your own obstacle course and time yourself doing it!</p> <p>Day 26 </p>	<p>Do gorilla shuffle for 15 seconds.</p> <p>Day 27 </p>	<p>Lay on the floor. Lift your arms and legs above the floor for 10 seconds.</p> <p>Day 28 </p>	<p>Balance a book on your head for 15 seconds.</p> <p>Day 29 </p>	<p>Do 10 sit ups in one minute.</p> <p>Day 30 </p>



30 Day Life Skills Challenge

© The Mum Educates



<p>Learn how to load and unload the washing machine.</p> <p>Day 1 </p>	<p>Make your bed.</p> <p>Day 2 </p>	<p>Learn to wrap a gift.</p> <p>Day 3 </p>	<p>Cook a new meal from whatever you have in the fridge.</p> <p>Day 4 </p>	<p>Make your own breakfast.</p> <p>Day 5 </p>
<p>Learn to tie your shoelaces.</p> <p>Day 6 </p>	<p>Learn to stitch a button.</p> <p>Day 7 </p>	<p>Learn to tell the time in both digital and analogue clock.</p> <p>Day 8 </p>	<p>Set a dinner table for your family.</p> <p>Day 9 </p>	<p>Sort the recyclable bins.</p> <p>Day 10 </p>
<p>Make a cucumber or cheese sandwich.</p> <p>Day 11 </p>	<p>Wash a dish or pot.</p> <p>Day 12 </p>	<p>Learn to use a knife and fork.</p> <p>Day 13 </p>	<p>Read a book and act out a scene from it.</p> <p>Day 14 </p>	<p>Girls: Learn to plait hair. Boys: Do a cool hairstyle.</p> <p>Day 15 </p>
<p>Clean your bedroom.</p> <p>Day 16 </p>	<p>Know your full name, phone number and complete home address.</p> <p>Day 17 </p>	<p>Learn how to use a vacuum cleaner.</p> <p>Day 18 </p>	<p>Plant a herb and take care until it grows.</p> <p>Day 19 </p>	<p>Hang the clothes out to dry.</p> <p>Day 20 </p>
<p>Dress yourself.</p> <p>Day 21 </p>	<p>Hang clothes on a hanger.</p> <p>Day 22 </p>	<p>Learn to fold clothes.</p> <p>Day 23 </p>	<p>Mop one room in your house.</p> <p>Day 24 </p>	<p>Clean your kitchen shelves.</p> <p>Day 25 </p>
<p>Peel vegetables safely.</p> <p>Day 26 </p>	<p>Know who to call in an emergency.</p> <p>Day 27 </p>	<p>Iron a pillowcase and put it on the pillow.</p> <p>Day 28 </p>	<p>Know when to use 999 and when to use 111 emergency services.</p> <p>Day 29 </p>	<p>Tidy your toys.</p> <p>Day 30 </p>



30 Day Art/DT Challenge

© The Mum Educates




























<p>Design and make your own boat that will float on water.</p> <p>Day 1 </p>	<p>Draw a butterfly with exotic colours.</p> <p>Day 2 </p>	<p>Make your own puppet using a sock.</p> <p>Day 3 </p>	<p>Design the best parachute to protect a boiled egg.</p> <p>Day 4 </p>	<p>Make your own kite.</p> <p>Day 5 </p>
<p>Make a planet using paper Mache.</p> <p>Day 6 </p>	<p>Design a face mask for yourself.</p> <p>Day 7 </p>	<p>Make your own rocket using empty paper rolls.</p> <p>Day 8 </p>	<p>Use marshmallows and toothpicks to build your own 3D shapes.</p> <p>Day 9</p>	<p>Draw your family picture on a poster.</p> <p>Day 10 </p>
<p>Write your name with play dough.</p> <p>Day 11 </p>	<p>Build something you would find in the polar regions using things you can find in your home.</p> <p>Day 12 </p>	<p>Draw your own superhero with special powers.</p> <p>Day 13 </p>	<p>Use building blocks or Legos to build a sculpture.</p> <p>Day 14 </p>	<p>Make a squishy with a balloon and toothpaste.</p> <p>Day 15 </p>
<p>Make a den in your home using fabric, cushions and other furniture.</p> <p>Day 16 </p>	<p>Make your own monster bookmark.</p> <p>Day 17 </p>	<p>Design your own Easter egg. You can do this on paper or you can paint a real egg.</p> <p>Day 18 </p>	<p>Collect some nature things from outside and draw these in your book.</p> <p>Day 19 </p>	<p>Make a spider with pipe cleaners.</p> <p>Day 20 </p>
<p>Write a hilarious poem using bubble writing.</p> <p>Day 21 </p>	<p>Draw a picture of yourself and then label all the body parts of the body.</p> <p>Day 22: </p>	<p>Make your own glittery slime.</p> <p>Day 23 </p>	<p>Draw an illustration for your own story.</p> <p>Day 24 </p>	<p>Collect photos of your family and make a family tree.</p> <p>Day 25 </p>
<p>Paint rocks and turn them into animals</p> <p>Day 26 </p>	<p>Make your own board game.</p> <p>Day 27 </p>	<p>Create a poster showing healthy and unhealthy food.</p> <p>Day 28 </p>	<p>Make your own paper plate nest.</p> <p>Day 29 </p>	<p>Make a castle using an empty cereal box.</p> <p>Day 30 </p>



Summer Writing Challenge



© The Mum Educates

<p>Make a bucket list of things you want to do this summer.</p> <p>Date:</p>	<p>Write your life story.</p> <p>Date:</p> 	<p>Go for a walk. Write five sentences about the walk you went on.</p> <p>Date:</p> 	<p>Write a scary story.</p> <p>Date:</p> 	<p>Write a letter to your friend or family.</p> <p>Date:</p> 
<p>Write about the last week of school.</p> <p>Date:</p> 	<p>Write a description of a garden using 5 senses.</p> <p>Date:</p> 	<p>Write what you did on a rainy day.</p> <p>Date:</p> 	<p>Write about the worst holiday of your life.</p> <p>Date:</p> 	<p>Write swimming instructions for your younger sibling.</p> <p>Date:</p> 
<p>Write a poem about summer.</p> <p>Date:</p> 	<p>Write about a new exotic fruit you tasted this summer.</p> <p>Date:</p> 	<p>Write about a picnic.</p> <p>Date:</p> 	<p>Write about your favourite water game or activity.</p> <p>Date:</p> 	<p>Write a recipe of your favourite food.</p> <p>Date:</p> 
<p>Write a book review of your favourite book</p> <p>Date:</p> 	<p>Write about your favourite children's book author.</p> <p>Date:</p> 	<p>Write about a magic lamp you found in the woods.</p> <p>Date:</p> 	<p>Write a summer song.</p> <p>Date:</p> 	<p>Write in your playhouse</p> <p>Date:</p> 
<p>Write a hilarious poem.</p> <p>Date:</p> 	<p>Write about a favourite character you read in the book.</p> <p>Date:</p>	<p>Write a shopping list for your parents.</p> <p>Date:</p> 	<p>Write about your favourite sport.</p> <p>Date:</p> 	<p>Write a mystery story.</p> <p>Date:</p> 
<p>Write a new ending for a book you read today.</p> <p>Date:</p> 	<p>Write five interesting facts about summer.</p> <p>Date:</p> 	<p>Write about the beach you went this summer.</p> <p>Date:</p> 	<p>Write under the stars.</p> <p>Date:</p> 	<p>Write what you want to achieve in your new class.</p> <p>Date:</p> 