

# Home Learning Week 12 W.C. 29.6.2020

---

Year 2

Home Learning




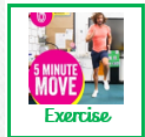
Please write all answers in your distance/home learning  
journals and email:

[ash@newvalleyprimary.com](mailto:ash@newvalleyprimary.com)



# Day 4

## Timetable for the day



**Why do bees  
have sticky hair?**

**Because they use  
honeycombs.**


# Good morning! Let's start the day with some exercise.

Choose what you would like to have a go at:



#PEwithJOE

Click [here](#) to follow the link to Joe's Youtube channel – The Body Coach to join in with his live PE workout every morning at 9am.



If you want a song to start the day, listen to and join in with...

'Start the day with exercise'



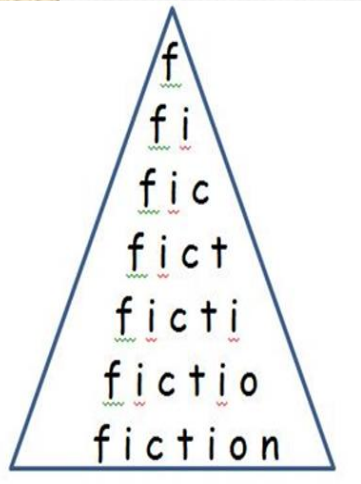




# Spellings

Suffix -ment.

This week we are looking at the suffix – ment  
Write out the words below ready to use one of our  
practice methods.



enjoyment  
employment  
document  
ointment  
statement  
movement  
appointment

**argue** ends with a 'e' when we add a suffix  
we take away the 'e' and add the suffix 'ment'.  
The word is spelt **argument**.



This weeks common exception words are :  
**people, should, could, would, whole**



# Spellings Day 4

Suffix -ment.



Now let's use the spellings we have learned in sentences.  
2 sentences have been written for you. Then choose 5 other words and make a different sentence for each word.

You could even use your common exception word in your sentences.

**people, should, could, would, whole**

1. I need to hurry up or else I will miss my **appointment**.
  2. The **whole argument** was about you breaking my favourite cup.
- Now try writing 5 sentence of your own.**

Check your answers on the slide before,  
tick or fix your answer.

**enjoyment**  
**employment**  
**document**  
**ointment**  
**statement**  
**movement**






# VIPERS- 29.06.2020

For the next week we will be focusing on Jim and the Beanstalk by Raymond Briggs.

Did you know he also wrote 'The Snowman'?

The book sounds a little like one of our traditional tales. Which tale might I be thinking of?



Click on me to see the book.



Thursday 2<sup>nd</sup> July

R: How does Jim get the teeth up the beanstalk?

Jim gets the teeth up the beanstalk by \_\_\_\_\_

P: Who do you think Jim will go to for the new wig?

I think \_\_\_\_\_

V: Can you think of three words to describe the giant's new wig?

\_\_\_\_\_

R: With the wig on, the giant thinks he looks a hundred years younger. True or false?



English- Day 4- Thursday-  
2.7.2020




LO: To use exclamatory sentences.

**Use exclamation marks to:**



- show surprise;
- add emphasis;
- show strength;
- show shouting.





# English- Day 4- Thursday- 2.7.2020




LO: To use exclamatory sentences.

## So, what is an exclamation sentence?

An exclamation sentence is used when someone is surprised. It always starts with 'How' or 'What' and contains a **verb** and a **noun**.

What a  
great footballer you  
are!

How kind you are!



# English- Day 4- Thursday- 2.7.2020



LO: To use exclamatory sentences.

---

**Use it for a command.**

Go away!

Eat your tea!

Be quiet!

Come here!

Sit Down!

It makes it sound like someone is shouting.

**Use it for surprise or excitement.**

Oops!

Wow!

I love it!

Summer holidays!

Brilliant!



# English- Day 4- Thursday- 2.7.2020



LO: To use exclamatory sentences.




Look at the pictures. Write  
6 exclamatory sentences.

E.g.

What a clever snail!

How loud those speed  
boats are!

What a large harbour!





# Maths Flashback



1) How many animals are there altogether?

Animals	Number in shop
Cats	■ ■ ■ ■
Dogs	■ ■
Hamsters	■ ■ ■

Key

■ = 5 animals

2) Divide 18 by 2

3) Which coin are four 5 p coins equal to?




4) Find the difference between 17 and 9



# Maths Fluency Answers




1) How many animals are there altogether?

Animals	Number in shop
Cats	
Dogs	
Hamsters	

45

Key

 = 5 animals

2) Divide 18 by 2    9

3) Which coin are four 5 p coins equal to?    20 p

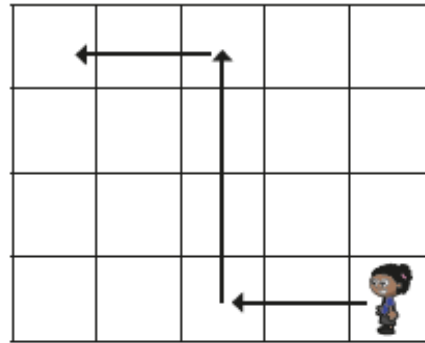
4) Find the difference between 17 and 9    8

# Day 4- Thursday -2.7.2020

## LO: To describe movement and turns

For this lesson you will need your ruler from your home learning kit sent home.

1 Whitney is moving around a grid.



Complete the sentences to describe Whitney's movement.

First, she walks  squares forwards.

Then she turns \_\_\_\_\_ and walks  squares forwards.

Then she turns \_\_\_\_\_ and walks  squares forwards.



Watch the video to remind how to describe movement and turns.




# Day 4- Thursday -2.7.2020

## LO: To describe movement and turns

---

2 Alex is moving around a grid.



Draw arrows to show her movement.

- First, she walks 2 squares forwards.
- Then, she turns left and walks 3 squares forwards.
- Then she turns right and walks 2 squares forwards.

Could Alex have got there another way?

# Day 4- Thursday -2.7.2020

## LO: To describe movement and turns

---

3 Teddy and Amir are both facing the same way.



a) Teddy turns left.

Draw an arrow to show the way he is facing now.



b) Amir turns a quarter turn anticlockwise.

Draw an arrow to show the way he is facing now.



What do you notice?



# Day 4- Thursday -2.7.2020

## LO: To describe movement and turns

4 Rosie and Dexter are answering a question.

The sheep moves  
2 squares forwards.

Where is the sheep now?

sheep		

Rosie

I know where the sheep is now.

Dexter

It is impossible to answer this.

Who do you agree with? \_\_\_\_\_

Talk about it with a partner.

# Discovery Week

## 12



### Music

Lets listen to some children performing a traditional Indian song using traditional instruments.

<https://www.bbc.co.uk/programmes/p011m34>

### History

Snail and the Whale sail the oceans and discover new lands. Ibn Battuta was an explorer too. Find out more about him here:

<https://www.bbc.co.uk/teach/class-clips-video/ks2-ibn-battuta/zmqgnrd>

### Art

Lets learn about colour, tints and shades. Maybe you could even use the Spanish names for the colours.

<https://classroom.thenational.academy/lessons/to-explore-tints-and-shades-a66dfb>

### Geography

Ibn Battuta travelled in areas around Asia. Find out more about one of these areas India, here:

<https://www.bbc.co.uk/bitesize/clips/z4jfr87h>

### Spanish

Learn how to say the colours in Spanish

<https://classroom.thenational.academy/lessons/learning-the-colours-in-spanish-6a4410>

### Geography

Snail and the Whale explored the continents. Lets see what the 7 continents are and how they appear on a globe.

<https://www.bbc.co.uk/bitesize/topics/zvzsf82/articles/znm7vk7>





Reading

# Reading and mind time



Mind time




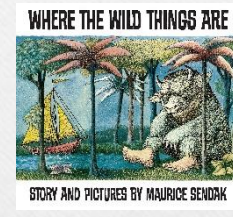

Log onto Bug Club and do some reading. Miss Swainson will be checking this regularly.



Check out some of these mindfulness websites:

- <https://www.headspace.com/subscriptions> Head Space - a website for children to learn and take part in meditation.
- <https://www.youtube.com/user/CosmicKidsYoga> Cosmic Yoga - yoga, mindfulness and relaxation designed specifically for kids ages 3+.
- <https://www.cosmickids.com/new-series-peace-guided-relaxations-kids/> Cosmic Kids guided meditation.

Click on the book to listen to one of the teachers at school reading it!



Why not read with a police officer? Click the picture to hear them read!





Free time

# Creative time/ Free time



Creative time




**30 Day Lego Challenge**

Day 26

Build a machine that can help you with lots of different things!

Click on one of the 30 day challenges to choose an activity!



Fitness

Life Skills


Writing

Art/DT



Click on the tree to find an outdoor learning activity!

Ask an adult to take a photo of all of your work today to send to me!







Getting outside is good  
for your wellbeing!  
Here are some ideas...



#### INVENTOR SCAVENGER HUNT

- Find something that you can turn
- Find something that is bumpy
- Find something that is metal
- Find something you put together
- Find 3 things that are round
- Find something you twist
- Find something shiny
- Find something you can roll
- Find a tube
- Find 3 things that are squishy
- Find something clear
- Find something that can bounce



#### RAINBOW SCAVENGER HUNT

- Find something red
- Find something yellow
- Find something orange
- Find something green
- Find something blue
- Find something purple
- Name a Fruit that is red
- Name an animal that is yellow
- Name a vegetable that is orange
- Name a plant that is green
- Name a flower that is purple
- Name something outside that is blue



#### BOOK SCAVENGER HUNT

- Find an animal in a book
- Find the word spring in a book
- Find someone helping someone in a book
- Find a picture of a sun in a book
- Find a book that makes you laugh
- Find a bug in a book
- Find someone sleeping in a book
- Find a character sitting in a book
- Find a pet in a book
- Find a cat in a book
- Find a superhero in a book
- Find a bike in a book



#### INDOOR SCAVENGER HUNT

- Find a Fork
- Find something that is red
- Find a tissue box
- Find 3 things that have wheels
- Find an orange crayon
- Find something that is very soft
- Find a band-aid
- Find a key
- Find 2 socks that match
- Find something round
- Find a sticker
- Find a rubber band
- Find a pair of glasses
- Find an envelope



Have a go  
at a  
scavenger  
hunt!



See Miss  
Wingrave's 30  
Days Wild  
nature  
challenges!



Explore 30 Quests for students  
around the world to celebrate,  
explore and connect with  
nature.

Click here to find some  
outdoor learning activity  
ideas!

\* **SPRING  
INTO SPRING**

BIRD'S NEST	ANT	RABBIT	BLACKBIRD	BERRIES ON A TREE
SPARROW	DANDELION	FROG OR TOAD	FEATHER	WASP
LADYBIRD	ANIMAL-SHAPED CLOUD	BLUE TIT	CATERPILLAR	OAK TREE
DAISY	WORM	NETTLE	SPIDER'S WEB	CLOVER
BUTTERCUP	WOODLOUSE	SNAIL	BEE	BUTTERFLY

Go on a walk  
and see what  
you can spot  
on this Bingo  
page!



































# 30 Day Fitness Challenge

© The Mum Educates



<p>Do 10 star jumps.</p> <p><b>Day 1</b></p> 	<p>Hop around like a frog for 20 seconds.</p> <p><b>Day 2</b></p> 	<p>Touch your toes 10 times.</p> <p><b>Day 3</b></p> 	<p>Balance a ball on your head.</p> <p><b>Day 4</b></p> 	<p>Spin in a circle for 10 seconds.</p> <p><b>Day 5</b></p> 
<p>Walk like a crab for 1 minute.</p> <p><b>Day 6</b></p> 	<p>Stretch as high as you can.</p> <p><b>Day 7</b></p> 	<p>Choose a song and create your own dance routine for the song! Perform it in front of your family.</p> <p><b>Day 8</b></p> 	<p>Pick up a ball from the floor without using your hands.</p> <p><b>Day 9</b></p> 	<p>Take 10 giant steps.</p> <p><b>Day 10</b></p> 
<p>Balance on one leg for 30 seconds.</p> <p><b>Day 11</b></p> 	<p>Do 6 cartwheels.</p> <p><b>Day 12</b></p> 	<p>Lay on your back and paddle your legs like you are on a bike.</p> <p><b>Day 13</b></p> 	<p>Skip the rope for 1 minute.</p> <p><b>Day 14</b></p> 	<p>Make your own hopscotch. Play it for 1 minute.</p> <p><b>Day 15</b></p> 
<p>Stretch like a cat. Do it 5 times.</p> <p><b>Day 16</b></p> 	<p>Do an egg and spoon race with your sibling.</p> <p><b>Day 17</b></p> 	<p>Dance like a chicken for 1 minute.</p> <p><b>Day 18</b></p> 	<p>Walk backwards 10 steps and then skip back.</p> <p><b>Day 19</b></p> 	<p>Do 10 squats in 30 seconds.</p> <p><b>Day 20</b></p> 
<p>Wiggle like a worm for 20 seconds.</p> <p><b>Day 21</b></p> 	<p>Do Yoga for 10 minutes. You can find videos on YouTube.</p> <p><b>Day 22</b></p> 	<p>Tiptoe for 25 seconds.</p> <p><b>Day 23</b></p> 	<p>Throw a ball in the air and catch it. Repeat 10 times.</p> <p><b>Day 24</b></p> 	<p>Shake your arms and clap your hands. Do this 5 times.</p> <p><b>Day 25</b></p> 
<p>Create your own obstacle course and time yourself doing it!</p> <p><b>Day 26</b></p> 	<p>Do gorilla shuffle for 15 seconds.</p> <p><b>Day 27</b></p> 	<p>Lay on the floor. Lift your arms and legs above the floor for 10 seconds.</p> <p><b>Day 28</b></p> 	<p>Balance a book on your head for 15 seconds.</p> <p><b>Day 29</b></p> 	<p>Do 10 sit ups in one minute.</p> <p><b>Day 30</b></p> 





# 30 Day Life Skills Challenge

© The Mum Educates



Learn how to load and unload the washing machine. <b>Day 1</b> 	Make your bed. <b>Day 2</b> 	Learn to wrap a gift. <b>Day 3</b> 	Cook a new meal from whatever you have in the fridge. <b>Day 4</b> 	Make your own breakfast. <b>Day 5</b> 
Learn to tie your shoelaces. <b>Day 6</b> 	Learn to stitch a button. <b>Day 7</b> 	Learn to tell the time in both digital and analogue clock. <b>Day 8</b> 	Set a dinner table for your family. <b>Day 9</b> 	Sort the recyclable bins. <b>Day 10</b> 
Make a cucumber or cheese sandwich. <b>Day 11</b> 	Wash a dish or pot. <b>Day 12</b> 	Learn to use a knife and fork. <b>Day 13</b> 	Read a book and act out a scene from it. <b>Day 14</b> 	Girls: Learn to plait hair. Boys: Do a cool hairstyle. <b>Day 15</b> 
Clean your bedroom. <b>Day 16</b> 	Know your full name, phone number and complete home address. <b>Day 17</b> 	Learn how to use a vacuum cleaner. <b>Day 18</b> 	Plant a herb and take care until it grows. <b>Day 19</b> 	Hang the clothes out to dry. <b>Day 20</b> 
Dress yourself. <b>Day 21</b> 	Hang clothes on a hanger. <b>Day 22</b> 	Learn to fold clothes. <b>Day 23</b> 	Mop one room in your house. <b>Day 24</b> 	Clean your kitchen shelves. <b>Day 25</b> 
Peel vegetables safely. <b>Day 26</b> 	Know who to call in an emergency. <b>Day 27</b> 	Iron a pillowcase and put it on the pillow. <b>Day 28</b> 	Know when to use 999 and when to use 111 emergency services. <b>Day 29</b> 	Tidy your toys. <b>Day 30</b> 





# 30 Day Art/DT Challenge

© The Mum Educates

Design and make your own boat that will float on water. <b>Day 1</b> 	Draw a butterfly with exotic colours. <b>Day 2</b> 	Make your own puppet using a sock. <b>Day 3</b> 	Design the best parachute to protect a boiled egg. <b>Day 4</b> 	Make your own kite. <b>Day 5</b> 
Make a planet using paper Mache. <b>Day 6</b> 	Design a face mask for yourself. <b>Day 7</b> 	Make your own rocket using empty paper rolls. <b>Day 8</b> 	Use marshmallows and toothpicks to build your own 3D shapes. <b>Day 9</b>	Draw your family picture on a poster. <b>Day 10</b> 
Write your name with play dough. <b>Day 11</b> 	Build something you would find in the polar regions using things you can find in your home. <b>Day 12</b> 	Draw your own superhero with special powers. <b>Day 13</b> 	Use building blocks or Legos to build a sculpture. <b>Day 14</b> 	Make a squishy with a balloon and toothpaste. <b>Day 15</b> 
Make a den in your home using fabric, cushions and other furniture. <b>Day 16</b> 	Make your own monster bookmark. <b>Day 17</b> 	Design your own Easter egg. You can do this on paper or you can paint a real egg. <b>Day 18</b> 	Collect some nature things from outside and draw these in your book. <b>Day 19</b> 	Make a spider with pipe cleaners. <b>Day 20</b> 
Write a hilarious poem using bubble writing. <b>Day 21</b> 	Draw a picture of yourself and then label all the body parts of the body. <b>Day 22:</b> 	Make your own glittery slime. <b>Day 23</b> 	Draw an illustration for your own story. <b>Day 24</b> 	Collect photos of your family and make a family tree. <b>Day 25</b> 
Paint rocks and turn them into animals. <b>Day 26</b> 	Make your own board game. <b>Day 27</b> 	Create a poster showing healthy and unhealthy food. <b>Day 28</b> 	Make your own paper plate nest. <b>Day 29</b> 	Make a castle using an empty cereal box. <b>Day 30</b> 

































# Summer Writing Challenge



© The Mum Educates

<p>Make a bucket list of things you want to do this summer.</p> <p><b>Date:</b></p>	<p>Write your life story.</p> <p><b>Date:</b></p> 	<p>Go for a walk. Write five sentences about the walk you went on.</p> <p><b>Date:</b></p> 	<p>Write a scary story.</p> <p><b>Date:</b></p> 	<p>Write a letter to your friend or family.</p> <p><b>Date:</b></p> 
<p>Write about the last week of school.</p> <p><b>Date:</b></p> 	<p>Write a description of a garden using 5 senses.</p> <p><b>Date:</b></p> 	<p>Write what you did on a rainy day.</p> <p><b>Date:</b></p> 	<p>Write about the worst holiday of your life.</p> <p><b>Date:</b></p> 	<p>Write swimming instructions for your younger sibling.</p> <p><b>Date:</b></p> 
<p>Write a poem about summer.</p> <p><b>Date:</b></p> 	<p>Write about a new exotic fruit you tasted this summer.</p> <p><b>Date:</b></p> 	<p>Write about a picnic.</p> <p><b>Date:</b></p> 	<p>Write about your favourite water game or activity.</p> <p><b>Date:</b></p> 	<p>Write a recipe of your favourite food.</p> <p><b>Date:</b></p> 
<p>Write a book review of your favourite book</p> <p><b>Date:</b></p> 	<p>Write about your favourite children's book author.</p> <p><b>Date:</b></p> 	<p>Write about a magic lamp you found in the woods.</p> <p><b>Date:</b></p> 	<p>Write a summer song.</p> <p><b>Date:</b></p> 	<p>Write in your playhouse</p> <p><b>Date:</b></p> 
<p>Write a hilarious poem.</p> <p><b>Date:</b></p> 	<p>Write about a favourite character you read in the book.</p> <p><b>Date:</b></p>	<p>Write a shopping list for your parents.</p> <p><b>Date:</b></p> 	<p>Write about your favourite sport.</p> <p><b>Date:</b></p> 	<p>Write a mystery story.</p> <p><b>Date:</b></p> 
<p>Write a new ending for a book you read today.</p> <p><b>Date:</b></p> 	<p>Write five interesting facts about summer.</p> <p><b>Date:</b></p> 	<p>Write about the beach you went this summer.</p> <p><b>Date:</b></p> 	<p>Write under the stars.</p> <p><b>Date:</b></p> 	<p>Write what you want to achieve in your new class.</p> <p><b>Date:</b></p> 



# INVENTOR SCAVENGER HUNT

primary playground


- Find something that you can turn.
- Find something that is bumpy.
- Find something that is metal.
- Find something you put together.
- Find 3 things that are round.
- Find something you twist.
- Find something shiny.
- Find something you can roll.
- Find a tube.
- Find 3 things that are squishy.
- Find something clear.
- Find something that can bounce.



# RAINBOW SCAVENGER HUNT

primary playground

- 🌈 Find something red.
- 🌈 Find something yellow.
- 🌈 Find something orange.
- 🌈 Find something green.
- 🌈 Find something blue.
- 🌈 Find something purple.
- 🌈 Name a fruit that is red.
- 🌈 Name an animal that is yellow.
- 🌈 Name a vegetable that is orange.
- 🌈 Name a plant that is green.
- 🌈 Name a flower that is purple.
- 🌈 Name something outside that is blue.



# BOOK SCAVENGER HUNT

primary playground

- Find an animal in a book.
- Find the word spring in a book.
- Find someone helping someone in a book.
- Find a picture of a sun in a book.
- Find a book that makes you laugh.
- Find a bug in a book.
- Find someone sleeping in a book.
- Find a character eating in a book.
- Find a pet in a book.
- Find a cat in a book.
- Find a superhero in a book.
- Find a bike in a book.



# INDOOR SCAVENGER HUNT

primary playground

- Find a fork.
- Find something that is red.
- Find a tissue box.
- Find 3 things that have wheels.
- Find an orange crayon.
- Find something that is very soft.
- Find a band-aid.
- Find a key.
- Find 2 socks that match.
- Find something round.
- Find a sticker.
- Find a rubber band.
- Find a pair of glasses.
- Find an envelope.



Scavenger hunts are a good way to keep busy and require little preparation.

Here are some examples that can be done indoors or outside.

Alternatively, you can create a scavenger hunt together and have a mini-competition to find things.





# All our lives are better if they're a bit wild

See if you can fill June with 30 days of wild! Do something related to nature everyday! How many can you complete?

1 Plant a seed



2 Build a shelter outside



3 Make a paper Mache Earth model

4 Using recycling, make a bird feeder.

5 Make a pond dipping net.



6 Go on a nature walk and draw something you see

7 Go on a bug hunt in your garden or local area!



8 Make a recycling poster to encourage others.



9 Find out about a foxes habitat.



10 Make a house for a hedgehog

11 Learn all the planets and make up a rhyme to remember them



12 Create your own weather forecast



13 Design and make your own zoo

14 Make a wind chime

15 Go bird watching and make a graph for what you see.

16 Sketch some pictures of some flowers



17 Make your own garden snap game



18 Create a map of your local area.

19 Create your own quiz about nature



20 Draw the lifecycle of a flower

21 Draw pictures of your favourite animals



22 Go for a walk up a big hill



23 Draw the stages of a plant growing

24 Design what you would like a garden to look like

25 Go on a rainbow flower hunt

26 Get up early and listen to the birds singing

27 Create some natural artwork

28 Find out why bees are so important

29 Go for a teddy bear's picnic outside

30 Make a leaf crown or hat

30 DAYS WILD

We hope you've loved your wild month.  
Can you stay wild?

Find your wild life with your Wildlife Trust  
[wildlifetrusts.org](http://wildlifetrusts.org)





# NETFLEX

Daily physical activity is very important to help keep a healthy body and mind. Aim for 60 minutes of physical activity a day  
Healthy Body & a Healthy Mind

## Warm Up



## Yoga



## Superhero Workout



## Just dance

