

Discovery Focus



**Urban
Outdoor
Learning**



Random Acts of Wildness

Sign up for the Wildlife Trust's 30 Days Wild challenge and do one wild thing a day throughout the whole month of June: for your health, wellbeing and for the planet.

<https://action.wildlifetrusts.org/page/57739/petition/1>



Spanish – Introducing yourself in Spanish



Have a go at this Spanish lesson! You will recap the numbers and alphabet from last week and learn how to say your name and age. Have fun!

<https://classroom.thenational.academy/lessons/introducing-yourself-in-spanish-591968>

Refugee Week

Watch this animated poem: <https://vimeo.com/418420320>

The poem is called 'Help Them Feel At Home'. It tells the story of a young refugee named Sana and a toy dinosaur named Dino and their difficult journey to find safety in the UK.



ACTIVITY 4
FEELING SAFE AND HAPPY

Everyone has the right to a home, food and safety. Unfortunately, this isn't always possible. We want to help Dino and Sana feel safe and happy, can you help?

1. Everyone needs essential things, that we cannot live without like water, air and food. What food would you make Sana?
2. Everyone should feel safe and have access to a home and healthcare. What might help Sana feel safe?
3. Everyone should feel loved and cared for. How could you show Sana that you care?
4. Everyone likes to feel important and valued by others; like they are doing well. What skills might Sana have? How could you help her?
5. Everybody should play and create. In the space on the next page, draw a picture for Dino and Sana including all the things they need.

You might want to discuss your ideas with an adult.

<https://static1.squarespace.com/static/5b6066c11137a6dbb1ca72d61/5ec3f5f73aba59098c3cfd0/158900816284/Kazzim+-+Refugee+Week+-+CY+-+Primary+2020+SCREEN.pdf>

Click the link above to access the full Refugee Week activity pack and have a go at a couple of the activities!

Music

Each week, we will upload lessons sent by Mr Shepherd as part of your Music Sound Start program you would normally get in school.

The files and videos are available here:

<https://drive.google.com/drive/folders/1eS9roNFLOZyzfBLWq5cRvA58jyipi-1-Re>














There are also activities on Charanga Yumu here:

<http://www.croydonmusicandarts-soundworks.co.uk/yumu/login>

Here is your distance learning menu of activities. I have included our current home learning menu as you may have some left to try. If you have a great idea and do something that isn't on the menu, send it to me too and I will add it to your points! This menu will stay up on the website and you can pick and choose when you do them. If you have any questions, or when you have completed your work, email me at: Beech@newvalleyprimary.com

HOME LEARNING

2 Points	4 Points	6 Points	8 Points	10 Points
<p>Complete a Duolingo language lesson (Google 'Duolingo' to set up a free account).</p>  <p>duolingo</p>	 <p>Write a thank you letter to someone you appreciate. If you can't give it to them, try and send them a photo of it! I'm sure it will make their day.</p>	<p>Using things you can find at home, create some potions! Which materials dissolve? Which materials don't? Can you get the materials back to their original form? How?</p>	<p>Create a review of a book you are reading, program you are watching or album you are listening to. Who would you recommend it to, why? What do you like about it?</p>	<p>Plan a 15-30 minute PE workout/game that would help keep you fit and healthy...and then do it! Get your family involved too...</p> 
<p>Write a list of things you would like to get out of this time at home. It might be a hobby or skill you would like to learn, or promises of things you could do to help your family.</p>	<p>Explore reversible (e.g. making ice cubes) and irreversible (e.g. toasting toast) changes. How many examples can you find at home?</p>	<p>Can you create a musical instrument using things you can find at home? Do you have your school brass instrument at home? Practise using online tutorials!</p>	<p>Design something using Tinkercad. Explore the 'learn' section to develop your skills and get some inspiration. If you have forgotten your password – ask me!</p>	<p>Could you be creative with objects available in your house e.g. balloon and spatula tennis?</p>
<p>Do something creative! Doodle, draw, paint, create a model of something...</p> 	<p>You are likely to be spending a lot more time online over the next few weeks. Sit down with your trusted adult and write a list of 'ground rules' for keeping safe and healthy when using technology.</p>	<p>Creative an indoor obstacle course. Who out of your family can complete it quickest? Use a timer to measure and compare your times. What was the difference between the longest / shortest time?</p>	 <p>Become a news reporter and research some 'good news'. What exciting, funny or heartwarming things are happening around the world that will put a smile on people's faces?</p>	<p>Create your own podcast about something that interests you. Record it, if you can, or write the script. I can't wait to hear them!</p> 

2 Points	4 Points	6 Points	8 Points	10 Points
<p>Ask someone at home to give you a quick fire multiplication and division times tables test. You could even compete against one of your family members.</p>	<p>Research different methods of seed dispersal in plants.</p> 	<p>Make a revision poster about one of the units we have looked at in maths.</p>	<p>Internet safety day is coming up. Create a poster with some top tips on how to stay safe online.</p>	<p>Design and make a healthy snack that we could eat at snack time. Remember, no nuts!</p>
<p>Create a timeline to show when the Victorian period of history was.</p>	<p>Can you find out 10 words or phrases in Spanish? Write down the English translations. You could draw a comic strip to show how to start a conversation in Spanish!</p>	<p>Create a word search with hidden scientific words relating to the topic of life cycles.</p>	<p>Research Victorian toys. Could you create your own toy? We can give them to our Reception book buddies!</p>	<p>Many vegetable leftovers can be regrown into new plants using just water. Have a go at experimenting with your food scraps to find out what will regrow!</p> 
<p>Create a maths word problem for someone to solve. Write the solution upside down below it!</p>	<p>Go outside for a walk in nature or sit and have a go at doing 'mind time'. What differences do you notice in your body and mind?</p>	<p>Draw and label an invention that was created in the Victorian times.</p>	<p>Draw and label the life cycle of a mammal, amphibian, insect or bird. What are the differences between their life cycles?</p>	
<p>Find out at least 5 facts about what life was like for children in the Victorian times.</p>	<p>What was the industrial revolution? What impact did it have on the UK?</p> 	<p>How can you keep your mind and body healthy? Present your thoughts in any way you like! It could be a comic strip, a poster...</p>	<p>Write a diary entry in role as a Victorian child.</p> 	<p>Create an illustrated story book to give to your Reception book buddy.</p> 