

English

Rose Blanche – Character Description

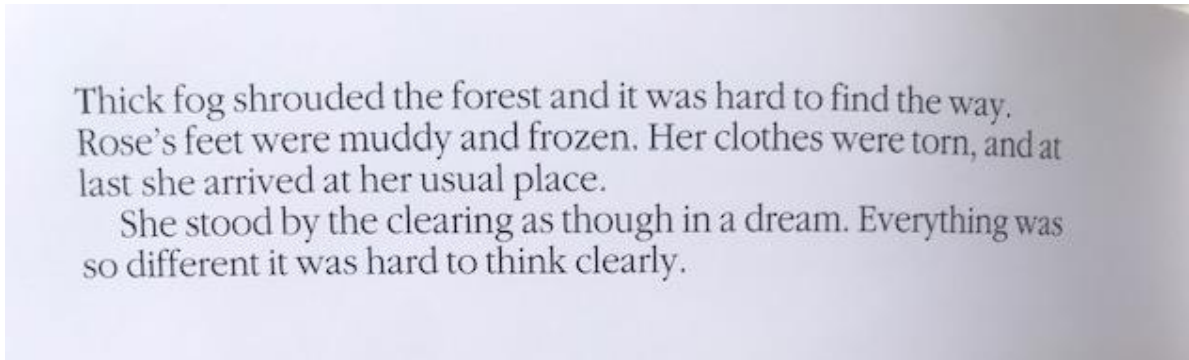
Lesson 1

Look at page 19 - <https://www.slideshare.net/sthomasen/rose-blanche-book-for-infering>

What is happening in this image? What emotions do you think are running through Rose's mind? Does she see the figures in the background? How has the artist let you know this?

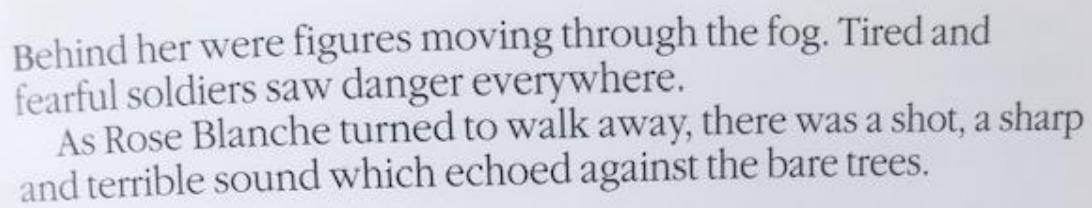
What do you think is the importance of the flower in Rose's hand?

The text says:



Thick fog shrouded the forest and it was hard to find the way. Rose's feet were muddy and frozen. Her clothes were torn, and at last she arrived at her usual place.

She stood by the clearing as though in a dream. Everything was so different it was hard to think clearly.

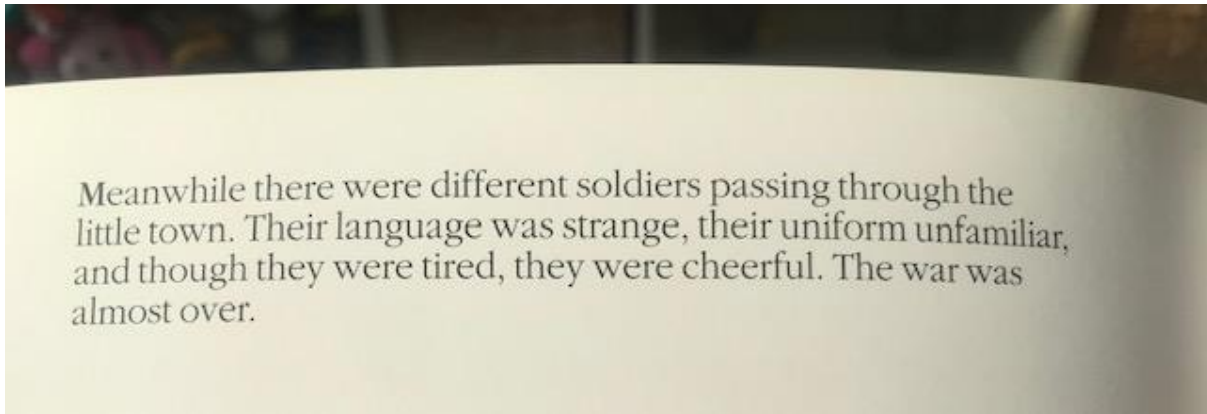


Behind her were figures moving through the fog. Tired and fearful soldiers saw danger everywhere. As Rose Blanche turned to walk away, there was a shot, a sharp and terrible sound which echoed against the bare trees.

Thinking of all that we know who do you think shot Rose? What do you think will happen next?

Lesson 2

This image shows troops entering the town. Where are the troops from? What does them being there tell you has happened?



Meanwhile there were different soldiers passing through the little town. Their language was strange, their uniform unfamiliar, and though they were tired, they were cheerful. The war was almost over.

The text tells us that they are different soldiers. What does this tell you?

Think about the very first image from the book, compare this image (and the text) with the one you are now looking at. What is different about the images? How is the atmosphere different? Why are people cheerful now? Is everybody?

Now reconsider Rose, and who shot her. Have your thoughts on this changed?

The troops entering the town are Russian, they are part of the allied force and they are fighting, and beating the Nazis. They may not have shot Rose deliberately, she was at the concentration camp, where they wouldn't have expected her to be. But they did shoot her.

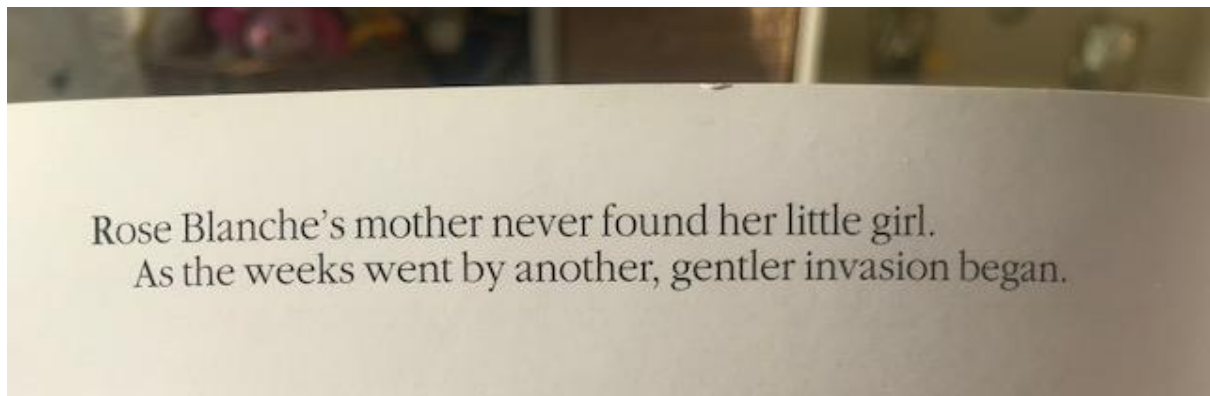
Knowing this, would you consider the troops who killed her evil?

Lesson 3

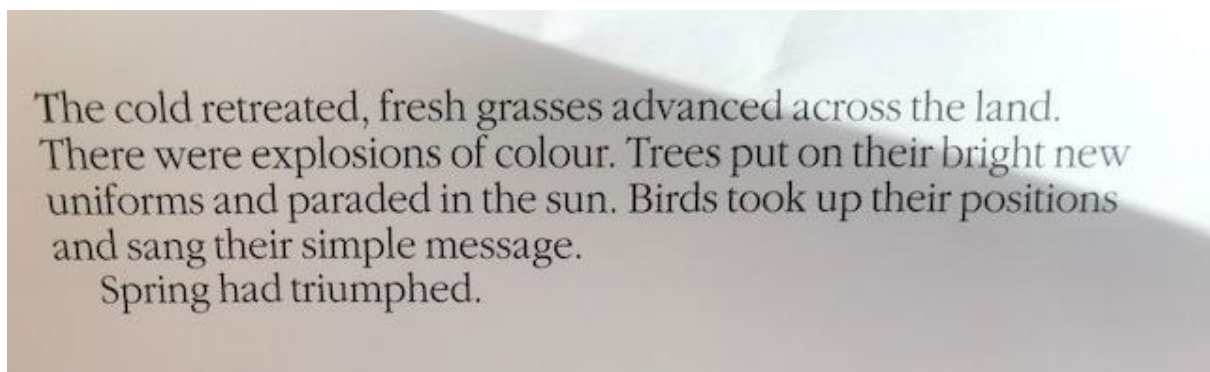
Look at the final page. What does this image show you? Why was it included in the books?

What do you think he caused nature to return to this image?

It is implied that the flower Rose was carrying sparked this growth where the concentration camp was. This means that Rose was what allowed nature to return here. What do you think this signifies?



Why do you think the text on this page uses the term invasion? In what context is that term usually used?



What other language has been used – similar to invasion – which implies that nature was at war?

Now I want you to describe the final image, in detail. Remember to use figurative language and capture the image in your words.

Lesson 4 (Outdoor Learning)

Today, when you are outside, I want you to take an our to sit down and draw the nature which is around you. Capture the little details and take your time.

Lesson 5

Consider Rose's journey throughout the book. Today you are going to write a character description of Rose. You will need to consider her personality as well as what she looks like. Picture Rose in the field from the final image in the book. How does the nature in it reflect Rose and her character.

Throughout the week

Children should look to learn the following spellings this week:

Communicate

Disastrous

Awkward

Neighbour

Variety

Signature

Sincere

Cemetery

Ancient

Criticise

You should test your children on these spellings at the end of the week and continue to work on the ones they do not know.