

WEEK 5

Hello! Here are this week's English activities. There is no need to print out the sheets - just write the answers in the yellow exercise book that went home in your distance learning pack. If you would rather type some of your work, that's fine!


If you have any questions, or when you have completed your work, email me at:

Beech@newvalleyprimary.com

You can send a photo of the answers in your distance learning book or add a document as an attachment.



Week 5
English Lesson 1



This week's lessons are based on Chapter 6 'Tip'

Read page 51-53, or ask someone to read them to you.

Draw and label (using phrases from the book) a sketch of the boys that Jim has described in the first paragraph.


Don't forget to draw Tip with the other boys – how does he look different?

Reread the description at the beginning of Chapter 6 from 'At first...' to '...ever hope to have'.

This book has no illustrations, so we must use the author's descriptions to paint a picture in our minds.

Draw and label a sketch of the boys that Jim has described in the first paragraph.

You need your copy of...



Extension

Write a character description of 'Tip'. What does he look like? How does he behave? How did he end up in the workhouse? Does he have any family?


Week 5
English Lesson 2

Don't forget to
write this heading
in your distance
learning book.

This week's work is based on Chapter 6 'Tip'

Read pages 54-56,
or ask someone to
read them to you.

Workhouse
education




Using information from this chapter
and your own research, write down some
facts about Victorian workhouse schools.

Can you find a list of school rules?

Extension

Would you have liked to attend school as a
poor child in Victorian times? Why? How does
it differ to schools today (I hope!)?




You need your copy of...

Week 5
English Lesson 3

Don't forget to write this heading in your distance learning book.

This week's work is based on Chapter 6 'Tip'

WORKHOUSE ACADEMY




Concerned that your child has too much of a personality? Don't worry about that, he'll be a soulless robot after a couple of weeks with us!

**SECURE
YOUR PLACE
IN SEPTEMBER
APPLY NOW**

Read pages 57 – 58, or ask someone to read them to you.

You need your copy of...

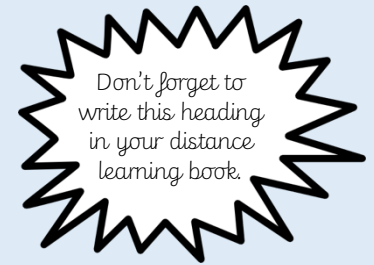


Write a tongue-in-cheek (jokey) advert for a Victorian workhouse school.

Include information from your research last lesson. Use lots of persuasive language and rhetorical questions. Could you think of a slogan or school motto? Include the school rules!

You could make a poster using Word or PowerPoint, or PicCollage on a phone or tablet.

Poem of the week



Pick one, or more, of these questions...

Do you remember what kind of poem this is? Hint...we wrote some about fireworks at the beginning of Year 5!

Could you write your own cinquain poem inspired by this one? Could the first line be 'lockdown'?

Cinquain structure

- Line 1 - 2 syllables (title)
- Line 2 - 4 syllables (describe the title)
- Line 3 - 6 syllables (use verbs)
- Line 4 - 8 syllables (atmosphere or feeling)
- Line 5 - 2 syllables (refer back to title)



Joke of the week

What kind of tree fits in your hand?



Email me what you think the punch line is!