

Week 7

wb 18.5.20

Year 1

Home Learning


Please write all answers in your distance learning journal and email to:

willow@newvalleyprimary.com

Well done to everyone who completed some work last week – look on the next page for lots of good examples! It was really nice to see those of you on the video meetings and I am looking forward to our next one on Wednesday!

Have fun! Miss Wingrave ☺

Examples of FANTASTIC work from last week!




Stanley sat on the train and closed his big, blue eyes.
He started to remember all the adventures he had been on with his stick. One time Stanley pretended his stick was a long, colourful wand where he used to perform tricks. Stanley was feeling excited while he played with his stick wand. Stanley shouted ta da! as he swung his wand around quickly.

Activity 3
12 < 22 387 > 19 40 = 40



Dear miss whorare
Thank you for the letter. It made me smile.
I hope you had a good Easter.
I liked seeing about the star wars video.
Miss whorare you had a dog?
Love
Miss whorare

Write	Copy write
to	to
today	today
of	of
said	said
says	says
your	your



Stanley is thinking of where he's going to ride his stick horse and feeling exhilarated because he is having so much fun.



WOW!

Click on the day you would like
to complete

Monday

Tuesday

Wednesday

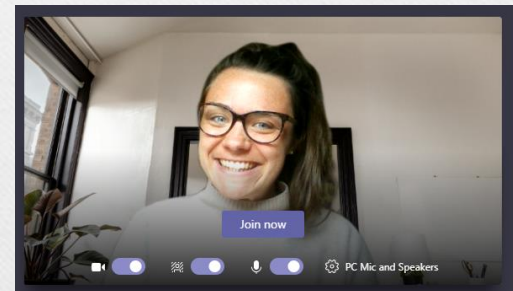
Thursday

Friday

WELLBEING
WEDNESDAY



Don't forget your
video meeting on
Wednesday!



Check your emails
for the agenda,
time and link.




WORLD SCHOOLS VIRTUAL 2K CHALLENGE

Click here for morning exercise!

Monday

Remember to send me any runs or walks you do! We want Year 1 to win!

Timetable for the day



Number fact of the day:
Half of 10 is 5



Joke of the Day!



Word of the Day: **delay / ed** (verb / noun.)

Definition: make someone late or a period of time by which something is late.

The train was **delayed**. There was a **delay**.

Synonym: detain.

Antonym: hurry.

Challenge: Use WOD in a question.

☐ DAY 1

Q: What do you get when you throw a lot of books into the ocean?

A: A title wave.



Phonics

Today we will be recapping the digraph: ai

Remember the live
videos on Youtube at
10:00 and 10:30!



Ruth Miskin Training
29K subscribers



Click on the bee
to find your
spellings!



ai snail in the rain

Daily English Fluency Task
Finish each sentence with a
question mark or full stop.

How old are you

The cat was small and
fluffy

When can we play

Click on the sound to watch Miss
Wingrave's phonics lesson!

You will need a pen and paper –
or use your exercise book. Make
sure you pay attention!

Join in with the
tricky words song
like we do in class!




Phase 3 Tricky Words Song Say Hello To

Vipers

Today we will be focusing on 'Retrieve' questions.

Complete the questions in your exercise book.
Remember to answer in FULL SENTENCES



Watch the video of
Zog on BBC
iplayer.



Who was Madame Dragon?




Who was the biggest dragon?



What did Zog want to win?



What will the dragons be when
they are fully grown?





English



Talk for Writing – Sidney Spider


Write the date and English at the top of your page.

English Monday 18th May

Learning Objective: I can discuss and respond to a story.

Sidney Spider – A Tale of Friendship

by Alison Cooper



Click on the picture to read the story.




Talk about the story with an adult at home. Then think about and complete each post it note in your books.

"
I liked ...

"
I want to know ...

"
I was surprised by ...



Did anything surprise you about the story?

Read/ listen to the story again.
Can you work out who said
what?

Write the speech bubble and draw
the character for each one.

I'm in the old flowerpot
behind the spade



Hooray!

I will come
immediately

I'm in the red welly boot
under the bench



Go away, Sidney.
We don't want you here.



Bonus task!

Discuss these questions with someone at home. You don't have to write them down if you don't want to!

- ☐ Where did Sidney live at the start of the story?
- ☐ Why was Sidney a special spider?
- ☐ Why didn't the other spiders like Sidney?
- ☐ What song did Mrs Brown like to sing?
- ☐ Why did Sidney shiver with fear?
- ☐ Why do you think Mrs Brown rushed out of the shed?
- ☐ What made Sidney happy at the end of the story? How do you know?

Maths

Number and Place Value to 50

LO: I can count forwards and backwards in steps of 2.

Write Maths and the date at the top of your book.

Maths Monday 18th May

Fluency review! Complete the following questions:

1. Half of 8 = ?



What does it mean to half something?

2. $6 + 4 = ?$

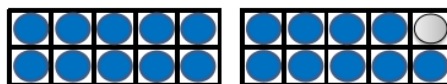
Use...



...to help you

What other number sentence could you write?


3. $20 - 1 = ?$



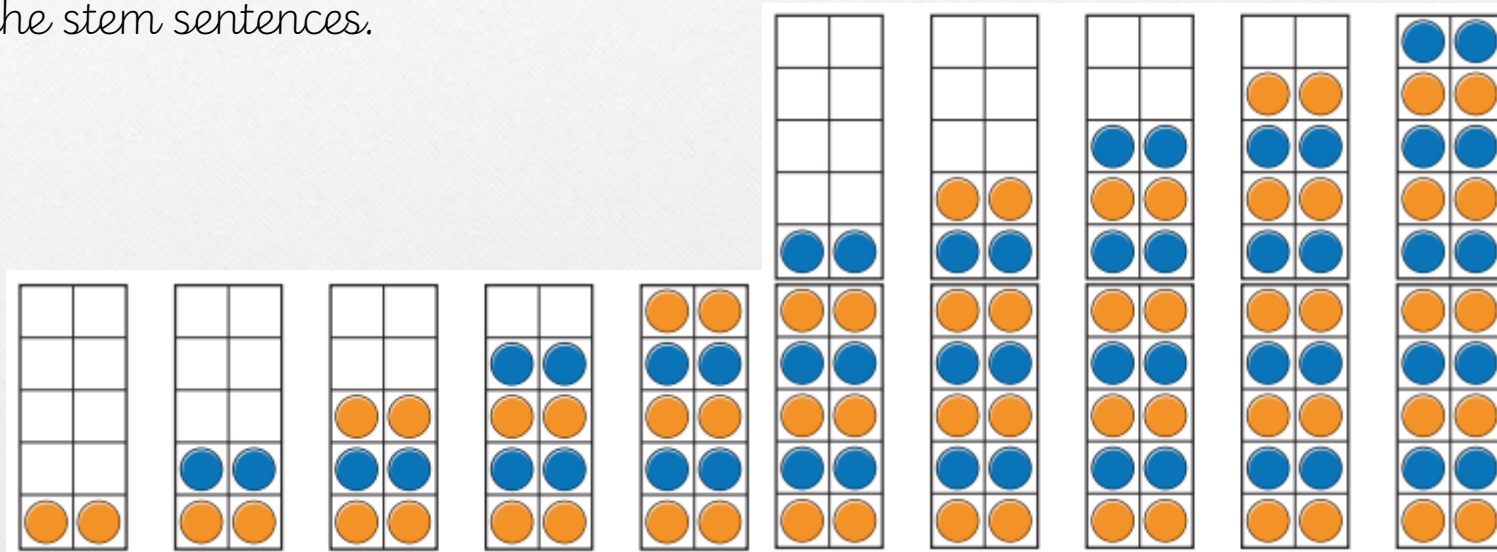
One less than 20 is

--- is one less than 20.

Activity 1 – Watch along with the video to help us understand how to count in groups of 2.



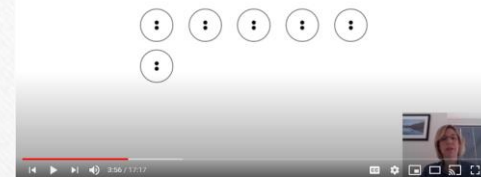
Copy out these tens frames and complete the stem sentences.



1 group of 2 = 2 2 groups of 2 = 4 3 groups of 2 = -- 4 groups of 2 = -- 5 groups of 2 = -- 6 groups of 2 = -- 7 groups of 2 = -- 8 groups of 2 = -- 9 groups of 2 = -- 10 groups of 2 = --

Now practice counting forwards and backwards in 2s.

Activity 2 – Watch along with the video to help us understand how to count in 2s and count on from a multiple of 2.



Remember you can count in 2 ways.

First, count how many groups of 2 hedgehogs there are.

1 two 2 twos 3 twos 4 twos 5 twos



6 twos 7 twos

There are 7 groups of 2 hedgehogs.

Now count in your multiples of 2s.

2 two 4 four 6 six 8 eight 10 ten



12 twelve 14 fourteen

This shows that 7 groups of 2 is 14.

Activity 2

Complete the stem sentences by counting in 2s.



There are __ groups of 2.

__ groups of 2 equals __

There are __ flowers altogether.



There are __ groups of 2.

__ groups of 2 equals __

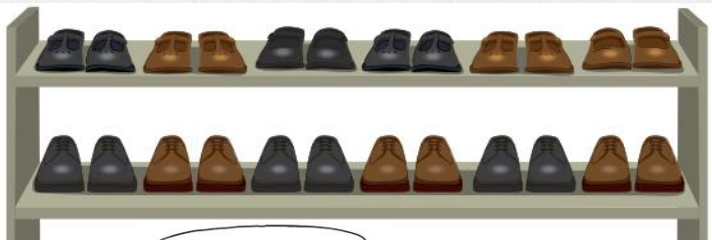
There are __ socks altogether.



There are __ groups of 2.

__ groups of 2 equals __

There are __ wheels altogether.



There are __ groups of 2.

__ groups of 2 equals __

There are __ shoes altogether.

Each of
these
coins is
2p



There are __ groups of 2.

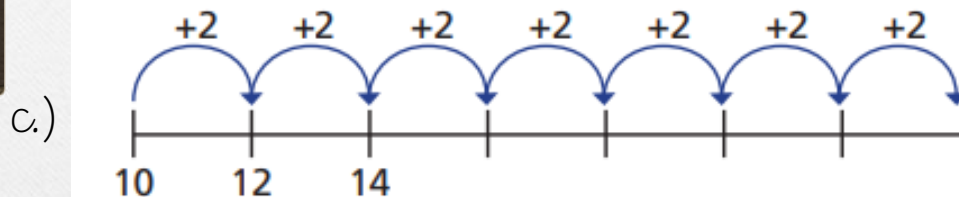
__ groups of 2 equals __

There is __p altogether.

1	2	3	4	5	6	7	8	9	10
11	12	13	14	15	16	17	18	19	20
21	22	23	24	25	26	27	28	29	30
31	32	33	34	35	36	37	38	39	40
41	42	43	44	45	46	47	48	49	50

Activity 3

Complete each number track by counting in 2s.



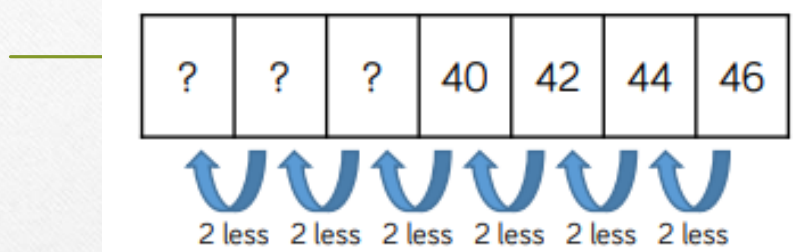
Count on in twos from the first number. Use the number grid to help you.

Activity 4


Reasoning and problem solving.



Count in 2s backwards to complete the number track.

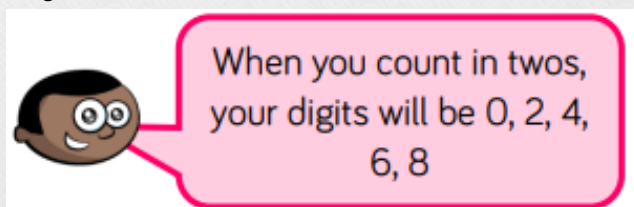


If you continue counting, will you say the number 25?



Watch
'Terrible
Twos'

Anthony thinks that...



Is he correct? Prove it!

Write your answers in
your books. Don't
forget to explain
yourself.



Reading

Reading and mind time



Mind time

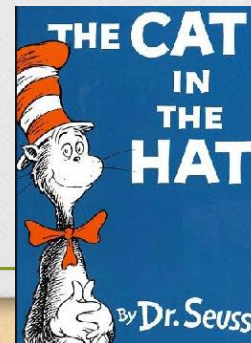



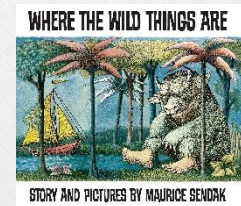

Log onto Bug Club and do some reading. Miss Wingrave will be checking this regularly.



Click on the book to listen to one of the teachers at school reading it!

Check out some of these mindfulness websites:

- <https://www.headspace.com/subscriptions> Head Space - a website for children to learn and take part in meditation.
- <https://www.youtube.com/user/CosmicKidsYoga> Cosmic Yoga - yoga, mindfulness and relaxation designed specifically for kids ages 3+.
- <https://www.cosmickids.com/new-series-peace-guided-relaxations-kids/> Cosmic Kids guided meditation.



Listen to all of New Valley staff read The Cat in the Hat





Discovery – Geography/History/Art/DT

This term's topic is called 'Buckets and Spades'. Please click on a link to find an activity. Work your way through these activities over the next few weeks.



Lesson 1 <u>Where have I been?</u>	Lesson 2 <u>What is my local beach like?</u>	Lesson 3 <u>What are the features of a seaside?</u>
Lesson 4 <u>How is the seaside different to London?</u>	Lesson 5 <u>Where in the world can we have a seaside holiday?</u>	Lesson 6 <u>What were seaside holidays like in the past?</u>
Lesson 7 <u>What is a lighthouse?</u>	Lesson 8 <u>Who is Grace Darling?</u>	Lesson 9 <u>How can I keep safe in the water?</u>



Discovery

Discovery - Science

Choose a science challenge to complete!

Fancy a 10 minute
STEM (Science, Technology,
Engineering and Maths)
activity?


Click on the science topic you would like to experiment with to find some fun and exciting activities:



Plants and Growing



Materials



Habitats



Free time

Creative time/ Free time




Creative time



30 Day Lego Challenge

Day 21

Alas! Holiday time and
you are going camping.
Build everything you
are going to need.

Scouts  BETA

[Join Scouts](#)

[Info for parents](#)

[Inf](#)


[Home](#) > [Activities](#) > [Djembe Drums](#)

Djembe drums

Learn about djembe drums from West Africa, make a djembe drum, and perform some freshly-learnt songs for an audience.

Fancy something different?
Click on the picture to find
the challenge!

Ask an adult to take a photo
of all of your work today to
send to me!





WORLD SCHOOLS VIRTUAL 2K CHALLENGE

Tuesday

Remember to send me any runs or walks you do! We want Year 1 to win!

Click here for morning exercise!

Timetable for the day



Number fact of the day:
Half of 8 is 4



Joke of the Day!



Word of the Day : devoured (verb)
Definition : eat with speed, hungrily.
*The book was finished, she had **devoured** it.*
Synonym : chomped, gobbled, destroy.
Antonym : nibble, build.
Challenge : Use WOD to write a statement.

☐ **DAY 2**
Q: What has four wheels and flies?
A: A trash truck.



Phonics

Today we will be recapping the digraph: oa

Remember the live
videos on Youtube at
10:00 and 10:30!



Ruth Miskin Training
29K subscribers



Click on the bee
to find your
spellings!



oa

oa goat in a boat

Daily English Fluency Task

Rearrange the letters in the
boxes to make two words
with the 'ear' sound. The
first letter of each word is
in bold.

e n r a

e a f r

Click on the sound to watch Miss
Wingrave's phonics lesson!

You will need a pen and paper –
or use your exercise book. Make
sure you pay attention!

Join in with the
tricky words song
like we do in class!




Phase 3 Tricky Words Song Say Hello To

Vipers

Today we will be focusing on 'Inference' questions.

Complete the questions in your exercise book.
Remember to answer in FULL SENTENCES



Watch the video of
Zog on BBC
iplayer.



Does the blue dragon want to learn? How do you know?



Zog is a good pupil. Do you agree or disagree? Explain why.



How do you know that it will take time for the dragons to learn how to fly?



How do you think the birds felt when Zog crashed into the tree?





English



Talk for Writing – Sidney Spider


Write the date and English at the top of your page.

English Tuesday 19th May

Learning Objective: I can explore different vocabulary from the story.

Sidney Spider - A Tale of Friendship

by Alison Cooper




Click on the picture to read the story again.



Here are some words
from the story.
Can you share them
with an adult to work
out what they mean?

Say the words slowly,
quickly, softly, loudly
and in as many different
ways you can.



Ancient
Something that is
very old

★Can you find four things in your
house that are ancient?

★Can you name four animals
that hunt for their prey?

Prey
An animal that is
hunted or killed for
food.

Mrs Brown liked to sing Incy Wincy Spider. Listen to the song and join in.
Can you come up with your own actions?



*Incy Wincy Spider climbed up the water spout
Down came the rain and washed the spider out
Out came the sun and dried up all the rain
So, Incy Wincy Spider climbed up the spout again.*

★Do you know any other songs about spiders?

Make a
cardboard roll
spider!



Create a spider
picture using
an old toilet
roll and black
paint!



★ Sidney Spider wrote a letter to his new friends but he's not very good at full stops and capital letters. Can you add them into his letter in the correct place?

Re write Sidney's letter with the correct punctuation.

dear spiders,
thank you for keeping me safe from
mrs brown's broom she nearly swept
me into her dustpan I had a lovely
time at our spider party I'm very
happy to have some new spider
friends and I'll help you when you
have a problem
love Sidney xx

Maths

Number and Place Value to 50

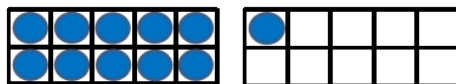
LO: I can count forwards and backwards in steps of 5.

Write Maths and the date at the top of your book.

Maths Tuesday 19th May

Fluency review! Complete the questions below:

1. $11 + 1 = ?$



One more than 11
is __.

2. Half of $10 = ?$



What number
sentence could you
write?

3. Double $2 = ?$

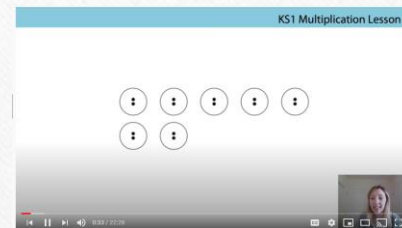
Use...



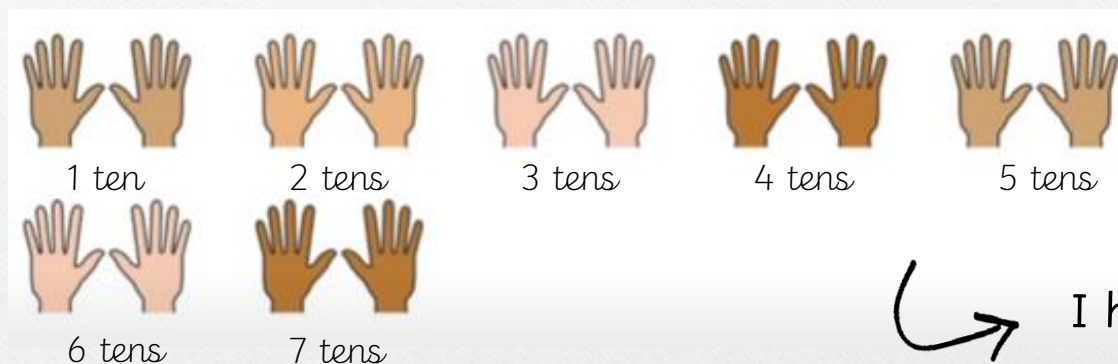
...to help you

Double 2 is ____
 $2 + 2 = \underline{\quad}$

Activity 1 – Watch along with the video to help recap counting in 2s and to understand how to count in multiples of 10.



Remember there is two ways of counting.
First count how many groups of ten there are.



I have 7 groups of 10

Now count in multiple of 10s.




7 groups of 10 = 70


Activity 1 – Have a go at counting in 10s.
Complete the stem sentences.




There are __ groups of 10.
__ groups of 10 equals __
There are __ *toes* altogether.



There are __ groups of 10.
__ groups of 10 equals __
There are __ *fingers* altogether.





There are __ groups of 10.
__ groups of 10 equals __
There are __ altogether.



There are __ groups of 10.
__ groups of 10 equals __
There are __ counters altogether.

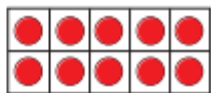
Activity 2 – Have a go at counting in 10s to find the totals of each objects.



There are __ groups of 10.

__ groups of 10 equals __

There are __ *apples* altogether.



There are __ groups of 10.

__ groups of 10 equals __

There are __ *counters* altogether.



There are __ groups of 10.

__ groups of 10 equals __

There are __ *cakes* altogether.


Can you represent this number by drawing tens frames?



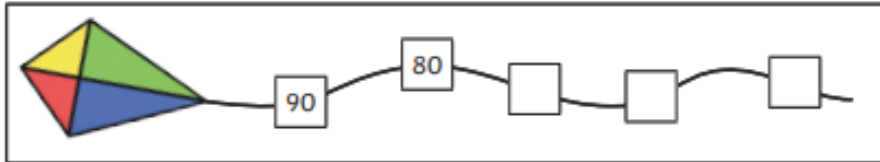
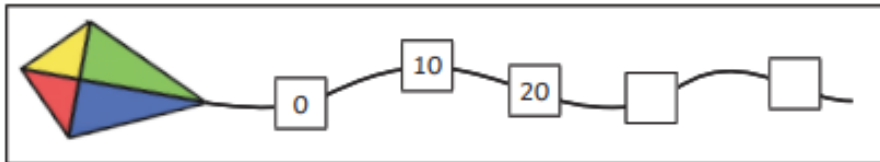
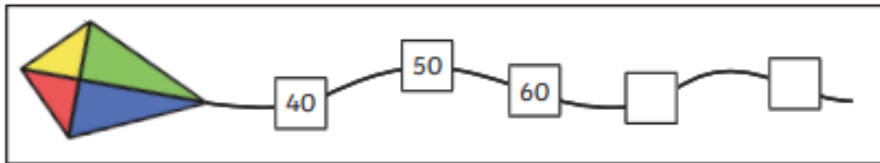
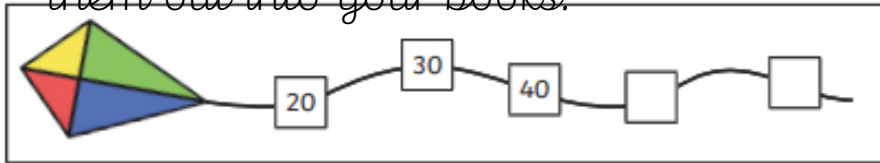
Tom needs 60 balloons for his party.

Does he have enough balloons?

How do you know? Use the stem sentences above to help you.



Activity 3 – Complete the missing numbers on the number tracks. Write them out into your books.



Look carefully if they are counting forwards or backwards!

Activity 4 – Make 10 lily pads. Pretend your floor is a pond.

Can you jump over the lily pad counting in 2s or 10s?



50

40

30

20

10



Reading

Reading and mind time



Mind time

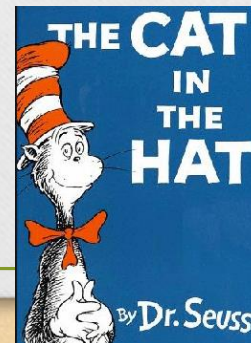



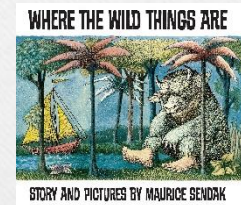

Log onto Bug Club and do some reading. Miss Wingrave will be checking this regularly.



Click on the book to listen to one of the teachers at school reading it!

Check out some of these mindfulness websites:

- <https://www.headspace.com/subscriptions> Head Space - a website for children to learn and take part in meditation.
- <https://www.youtube.com/user/CosmicKidsYoga> Cosmic Yoga - yoga, mindfulness and relaxation designed specifically for kids ages 3+.
- <https://www.cosmickids.com/new-series-peace-guided-relaxations-kids/> Cosmic Kids guided meditation.



Listen to all of New Valley staff read The Cat in the Hat





Discovery – Geography/History/Art/DT

This term's topic is called 'Buckets and Spades'. Please click on a link to find an activity. Work your way through these activities over the next few weeks.



Lesson 1 <u>Where have I been?</u>	Lesson 2 <u>What is my local beach like?</u>	Lesson 3 <u>What are the features of a seaside?</u>
Lesson 4 <u>How is the seaside different to London?</u>	Lesson 5 <u>Where in the world can we have a seaside holiday?</u>	Lesson 6 <u>What were seaside holidays like in the past?</u>
Lesson 7 <u>What is a lighthouse?</u>	Lesson 8 <u>Who is Grace Darling?</u>	Lesson 9 <u>How can I keep safe in the water?</u>



Discovery

Discovery – Science

Choose a science challenge to complete!

Fancy a 10 minute
STEM (Science, Technology,
Engineering and Maths)
activity?


Click on the science topic you would like to experiment with to
find some fun and exciting activities:



Plants and Growing



Materials



Habitats



Free time

Creative time/ Free time



Creative time



30 Day Lego Challenge

Day 22

British Airways needs you to design them a new aircraft. Are you up for the challenge?



[Join Scouts](#)

[Info for parents](#)

[Home](#) > [Activities](#) > [A Safe Bridge](#)


Supported by Crisis

A safe bridge

Explore the theme of homelessness, and why people could become homeless, in this interactive bridge building activity.

Fancy something different?
Click on the picture to find
the challenge!

Ask an adult to take a photo
of all of your work today to
send to me!




Click here for morning exercise!

Today is Wellbeing Wednesday!

Wellbeing
Wellbeing
Wednesday

Timetable for the day



Number fact of the day:
Double 9 is 18



Word of the Day : **reject** (verb or noun)

Definition : dismiss a person or thing as inadequate or faulty.

*The singer was **rejected** from the competition.* *The **reject** felt lonely and unwanted.*

Synonym : refuse, decline, failure, loser.

Antonym : welcome, friend.

Challenge : Use WOD in two separate sentences.
One as a verb, one as a noun.

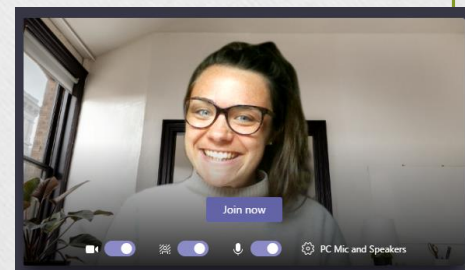
Joke of the Day!



☐ DAY 3

Q: Why couldn't the bicycle stand up?

A: Because it was two tired.



Don't forget our video meeting today!



Phonics

Today we will be recapping the digraph: ew

Remember the live
videos on Youtube at
10:00 and 10:30!



Ruth Miskin Training
29K subscribers



Click on the bee
to find your
spellings!



ew

ew chew the stew

Daily English Fluency Task

Circle the words that are
spelt correctly.

wood / wud

tuk / took

howse / house

school / scool

Click on the sound to watch Miss
Wingrave's phonics lesson!

You will need a pen and paper –
or use your exercise book. Make
sure you pay attention!

Join in with the
tricky words song
like we do in class!



Phase 3 Tricky Words Song Say Hello To

VOTES FOR SCHOOLS

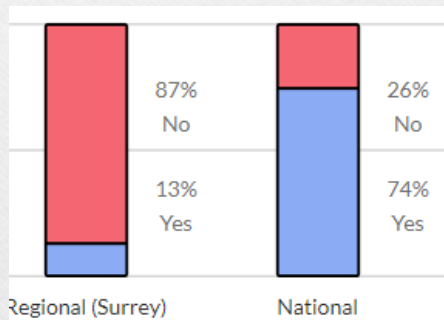
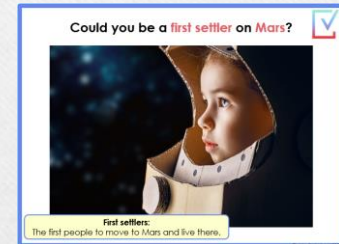
Inspiring Pupil Voice



Every week, Year 1 and 2 come together on 'Wellbeing Wednesday' to discuss a current issue during their Votes for Schools lesson.

Last week we looked at the question:

Could you be the first settler on Mars?



Children across the country, as well as in New Valley, explored whether they would want to be the first settler on the planet Mars.

These are the results from the regional and national votes.



This week we will be exploring
the question:

PRIMARY
VOTESFORSCHOOLS

Inspiring Pupil Voice



Do you get enough **sleep**?



©VotesForSchools2020





Why are we talking about this?



Staying healthy



Remembering things



Having lots of energy

Guess! (2-3 mins)
Which of these do you think sleep helps with?



Learning new things



Keeping fit



Feeling happy

The answer is: **all of them!** But do you think you're getting enough sleep to get all these benefits? This is what you'll be thinking about today.



How much sleep do we need?



14 hours

0-3 years old



10-12 hours

4-12 years old



8-9 hours

13-18 years old



7-9 hours

19-64 years old



7-8 hours

65+ years old


Have a look at how many hours of sleep you need!

Scientists believe that **you need more sleep when you are younger**. This is because you (and your brain!) are still **growing**.



How much sleep do we need?

I go to bed at..



Work it out! (3-5 mins)
Using this clock, can you
count how many hours of
sleep you get?

What time do you go to bed?


What time do you wake up
in the morning?

Count how many hours
are in between!

I wake up at..

So I sleep for...

Challenge:
Is it different at the
weekend?





How do we know?

I'm tired!

But I get 9 hours of sleep and I feel fine!



Every person is different and some might need a bit more or a bit less, but there is a lot of other ways your brain lets you know you're tired!

Think (2-3 mins)

How do you know you're tired? How do you feel? Use the images to help you!





How do we know?



Show (3-5 mins)
What happens to your body when you're tired?
Have a look at the signs on the next few slides.
Does this happen to you when you're tired? Use your fingers to show your answers!



1

No



2

Not really



3

A bit



4

Sometimes



5

Yes



How do we know?




You might find it **difficult to concentrate** and find learning more difficult than usual.



You might feel **grumpy** or be in a bad mood.

Your body might want **more sugary drinks or food** than normal.



You might do **BIG yawns** as your body tries to stay awake!



1

No



2

Not really



3

A bit



4

Sometimes



5

Yes



How do we know?

You might feel quite lazy, and just want to lie around or put your head on the desk.



You might get a headache or feel unwell.

Reflect (2-3 mins)
Based on this, do you think you get enough sleep?



1

No



2

Not really



3

A bit



4

Sometimes



5

Yes



Are they getting enough?

Can you spot the signs of someone who isn't getting enough sleep?

Discuss (5-10 mins)

Read the different situations and decide if it looks like they're getting enough sleep or not. If you think they are, put your thumbs up, if they're not, put your thumbs down. Remember to explain your reasons why!



They've had
enough sleep!

They've not had
enough sleep!





Are they getting enough?



Johan goes to bed at the same time every night. First, he has a bath and reads with his dad, which helps him relax. He falls straight to sleep!



Johan is **getting enough sleep**! He's got some good habits before bed which are helping him get a good night's sleep. Well done, Johan

In the morning, he feels **refreshed, happy and ready to learn**!



He's getting enough sleep!

He's not getting enough sleep!





Are they getting enough?



Amy goes to bed at 8pm, but she **gets up a lot** to get a glass of water or play with her dog!

When she wakes up in the morning, she doesn't want to get out of bed! She's **yawning and feeling grumpy** all day.

Amy is doing too much after bedtime, so **she isn't getting enough sleep**, which is making her tired and moody! You need to do those things before bedtime, Amy!



She's getting enough sleep!

She's not getting enough sleep!





Are they getting enough?



Georgie goes to bed at 8.30pm. Sometimes, she finds it hard to sleep, so she **might read her book for 20 mins** and then turn the lights out.



Georgie is getting enough sleep! If you find it difficult to sleep, read a book for a bit or count sheep to help you dose off! Great idea, Georgie!

Sometimes Georgie is tired when she wakes up, but **once she has her breakfast**, she feels fine and enjoys the rest of the day!



She's getting enough sleep!

She's not getting enough sleep!





Are they getting enough?



Rasheed's mum will turn the lights off at 7.30pm, but Rasheed sneaks the iPad under his pillow and **plays games for hours and hours!**

The next day at school, he has **trouble completing his work**, and sometimes **puts his head on the desk and falls asleep!**

Rasheed's **not getting enough sleep**, which means he's tired in class! Sleeping is much more important than playing games, Rasheed, so put the iPad away!



He's getting enough sleep!

He's not getting enough sleep!





Do you get enough sleep?

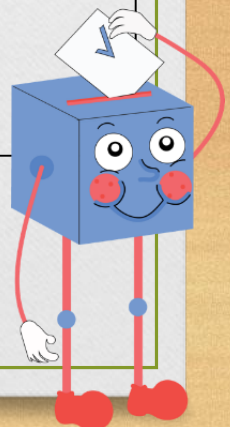
Yes	No
<ul style="list-style-type: none">• I know how important sleep is and I always get enough of it.• I used the chart at the beginning of the lesson and found that I get enough sleep.• My parents help me get enough sleep by making sure I go to bed and wake up at the right time.	<ul style="list-style-type: none">• I often get distracted and stay up late, so I don't get enough sleep.• I used the chart at the beginning of the lesson and found that I don't get enough sleep.• I find it really difficult to fall asleep.



Calling all voters!

You can still vote at home! Just follow the link:

<https://www.surveymonkey.co.uk/r/vfs-primary-sleep>






Extension: Dear Ollie...



Ollie has been have trouble sleeping recently – he's been staying up all night!



Yawn!



Advise! (10-15 mins)
What could Ollie do that
would help him get to sleep?
Write him a letter or a video
with all the advice!

Dear Ollie,

I hear you've had trouble sleeping,
so this is my advice:

- 1) You could....
- 2) Always...
- 3) Don't...
- 4) Have you tried...?
- 5) Most importantly...

Good luck!



PSHE


LO: I can think about how to
be a good friend.



It is a really tricky time at the moment, and we are missing lots of people and sad that we cannot go out and do the normal things that we would like to do.

Today you will be thinking about your friends and the people you miss.

Draw an octopus. Can you write one thing that makes a good friend on each of the octopus' tentacles?



If there is a friend you are missing in our class, write them a letter and take a photo of it. Send the photo to me and I will email it to them.

Well-being Wednesday

Additional PSHE Activity

- Find a rock on your daily walk. Paint it and decorate it.
- On your next daily walk, leave it somewhere visible to make someone happy!
- You could paint a picture or write a message on it. It's up to you.
- Send me some photos!






Reading


Reading time




During these challenging times, the officers from a Safer Neighbourhood Team based in Croydon have found a creative way to keep in contact with local pupils whilst schools across the nation remain closed. Safer School Officers have recorded videos of themselves and other officers reading storybooks. Click on a story below to share it with a police officer!




Listen to PC Mason read the story 'The Tiger Who Came to Tea'.



Listen to PC Bishop read the story 'Dream Big Little Pig'.



Listen to PC Bishop read the story 'Dinosaurs Love Underpants'.



Listen to PC Barry read the story 'The Loudest Roar'.

Maybe you could design a pair of underpants?



Wellbeing Wednesday Discovery Lessons

Choose an activity (or more) to have a go at!

Music

LO: I can think about how to make the most of my time.

Listen and join in with the song 'When it's a sunny day'.

Wellbeing Wednesday When It's A Sunny Day




SHARE IT

Catch and share the sun! **Create some artistic sun catchers to hang in front of any window.**

Take a plain paper plate and cut a large hole in the centre. Next, attach clear sticky-back plastic over the centre of the plate, turn the plate over to its sticky side, and start creating. You can use a variety of crafts such as tissue paper, leaves or petals, and other colourful paper to design a sun-catching, stained-glass effect. Finally, you'll need to attach a piece of ribbon or string to hang it up.

Art

LO: I can make an insect using natural materials.



Science

LO: I can understand what a liquid is and how to measure it.



Spanish

LO: I can learn the days of the week and the months of the year in Spanish.

Geography

LO: I can learn about Africa.

In this lesson you can virtually fly to Africa.



Minibeasts



Many minibeasts either hibernate or spend the winter as eggs or pupae so the best time of year to find these creatures is when the weather is warm from late spring into summer.

Minibeasts are invertebrates, which means they are animals without backbones.

Fun Facts

- There are more than 25,000 different types of invertebrate living in the UK.
- The stag beetle can grow up to 8.5cm long – that's giant for a beetle.
- The largest earthworm ever discovered in the UK was 40cm long. He was named 'Dave'.
- Slugs have four noses but only one foot.



Activity Ideas

1. **Research the lifecycle of a butterfly.** Create your own diagram to represent the life cycle of a butterfly from egg, to caterpillar (larvae), to pupa, then butterfly. Illustrate your lifecycle and add any facts you know about caterpillars or butterflies.
2. **Make a model or picture of a minibeast.** Choose a minibeast that you would like to make, draw or create. You could make it trickier, by designing it with moving parts. Think about the legs, wings or body and how it moves. Design and plan your model first, thinking about how you will make the parts move, for example a ladybird with wings that move side to side.
3. **Look outside your window.** Imagine that you are a minibeast out there exploring the world. You could be a ladybird, a woodlouse, a worm. Write about a day in your life as this minibeast. Where will you go? What will you do? Who will you meet? What does it feel like when a human comes near?
4. **Create a minibeast hotel in your back garden.** Research the habitats that minibeasts like to live in. They particularly like there to be lots of nooks and crannies to explore. Using what you find out, design and make your own minibeast hotel. Start off by making a solid structure (you could use bricks, pallets, wood). Then fill your hotel with lots of natural materials, such as dry leaves, grass, stones, straw, pine cones, old logs or moss.
5. **Welcome Dr Dolittle.** Imagine you are Dr Dolittle (a Dr who can speak to animals) and you have the opportunity to meet a minibeast. What would you ask them? What do you think their answers would be? Try creating a magazine report of your interview with a minibeast, or why not create an audio or video recording and use your best minibeast voice to take on the role!

This week we have been learning about Sidney the Spider. Explore some more minibeast activities!



Free time

Creative time/ Free time



Creative time



Scouts 

BETA

[Join Scouts](#)

[Info for parents](#)


[Home](#) > [Activities](#) > [A Keen Eye for Art](#)

A keen eye for art

Find an interest then share your enthusiasm with your friends.
There's more to art than you might think.


Fancy something different?
Click on the picture to find
the challenge.

Ask an adult to take a photo
of all of your work today to
send to me!



A few other well being Wednesday activities!

MY 2020 COVID-19 TIME CAPSULE



Remember this time spent at home with your family by making a COVID-19 time capsule to remember the happy memories.



Become super speedy at typing by having a go at these games!

TypingClub



Practice your phonics!

Click on the recipe to make a rainbow salad pot!






Thursday

Click here for morning exercise!

OUTDOOR
CLASSROOM
DAY

Today is Outdoor Classroom Day! Look out for some fun activities to do!

Timetable for the day



Number fact of
the day:
Half of 6 is 3



Word of the Day: **warrior** (noun)

Definition: brave or experienced soldier.

*There stood a **warrior**, tall, strong and effortlessly brave.*

Synonym: fighter or soldier.

Antonym: civilian.

Challenge: Post-modify WOD in a sentence..

Joke of the
Day!



☐ DAY 4

Q: What do you call a boomerang that doesn't come back?

A: A stick.



Phonics

Today we will be recapping the digraph: ire

Remember the live videos on Youtube at 10:00 and 10:30!



Ruth Miskin Training
29K subscribers



Click on the bee to find your spellings!



ire

ire fire fire!



Daily English Fluency Task

Read the sentence and draw a picture of the animal it is describing.

You find me in the sea.
I have two big claws.

Click on the sound to watch Miss Wingrave's phonics lesson!

You will need a pen and paper – or use your exercise book. Make sure you pay attention!


Join in with the tricky words song like we do in class!



Vipers

Today we will be focusing on
'Vocabulary' questions.

Complete the questions in your exercise book.
Remember to answer in FULL SENTENCES



Watch the video of
Zog on BBC
iplayer.



What do you think the word
'expert' means?



'He soared and swooped and
looped the loop.'
What types of words are soared
and swooped?


noun

verb
(doing word)

adjective
(describing
word)



List some synonyms for 'largest'.





English



Talk for Writing – Sidney Spider


Write the date and English at the top of your page.

English Thursday 21st May

Learning Objective: I can use a preposition in a sentence.

Sidney Spider - A Tale of Friendship

by Alison Cooper




Click on the picture to read the story again.



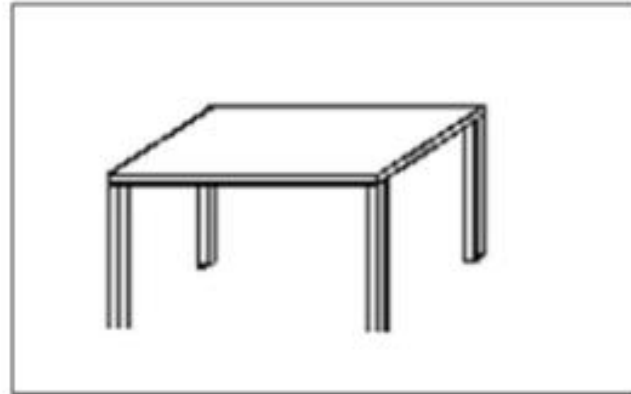
Prepositions




Read the instructions carefully and draw my picture.








Look at the word mat to help you understand the different prepositions.

Draw the Scene.




  
The pen is on the table.

  
The bag is under the table.

  
The book is in the bag.

  
The chair is next to the table.

Think about all the places that Sidney could hide to keep him safe. Copy and complete the sentences in your book.



Can you find places that I could hide in to keep safe?

I could hide
in a...

I could hide
under a...

I could hide
on top of a...

I could hide
next to a...

Maths

Number and Place Value to 50

LO: I can count forwards and backwards in steps of 5.

Write Maths and the date at the top of your book.

Maths Thursday 21st May

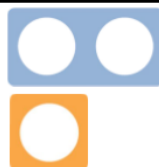
Fluency review! Complete the following questions:

1. Half of 2 = ?



What does finding a half mean?

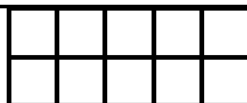
2. $2 + 1 = ?$



One more than 2 is ___

3. $7 + ? = 10$

Use...



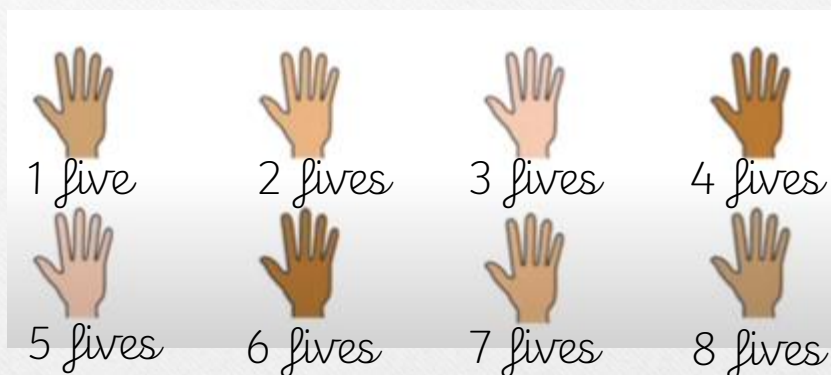
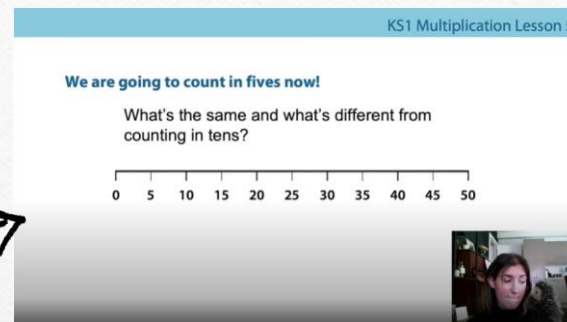
Tens Frames

...to help you

What other number sentence could you write?

Activity 1 – Watch along with the video to help recap counting in 10s and to understand how to count in multiples of 5.

Remember there is two ways of counting.
First count how many groups of 5 there are.



There are
8 groups
of 5.



Now count in multiple of 5s.




8 lots of 5 = 40
There are 40 fingers in
total.

Activity 1 – Count in multiples of 5 and complete the stem sentences.



There are __ groups of 5.
 __ groups of 5 equals __
 There are __ dots altogether.



There are __ groups of 5.
 __ groups of 5 equals __
 There are __ counters altogether.



There are __ groups of 5.
 __ groups of 5 equals __
 There are __ spots altogether.



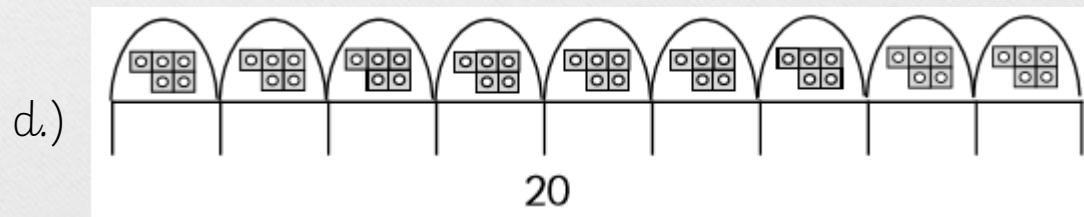
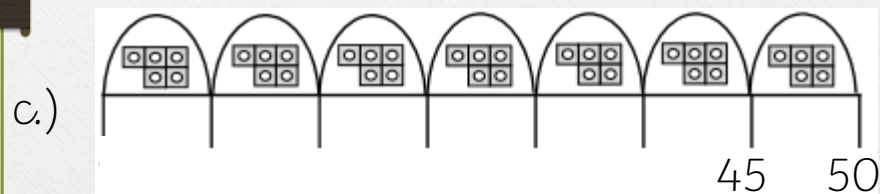
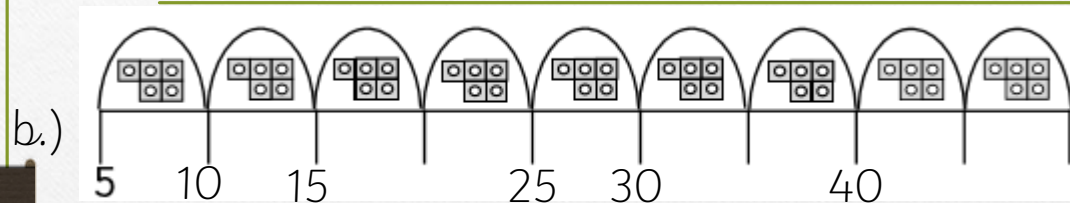
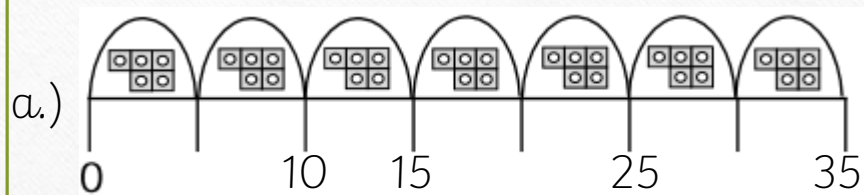
There are __ groups of 5.
 __ groups of 5 equals __
 There are __ fish altogether.

Each of
 these
 coins is
 5p



There are __ groups of 5.
 __ groups of 5 equals __
 There is __ p altogether.

Activity 2 – Write the missing numbers for each number line in your books.



Activity 3 – Hand challenge! Make a number line using handprints.

Draw around your hand lots of times and cut the handprints out.

Write multiples of 5 on each one.

Then place them in a long line and make a number line!



Or use paint!

On 21 May (today), it should have been the next Outdoor Classroom Day, but instead we're inviting you to celebrate your connection to the natural world by dressing up in nature.

OUTDOOR
CLASSROOM
DAY



Make a
nature
crown!



Make an
animal
mask!



Make a
nature
wand!



Make
some
butterfly
wings!



Don't forget to send
in a photo and you
will get a
certificate!



Reading

Reading and mind time



Mind time

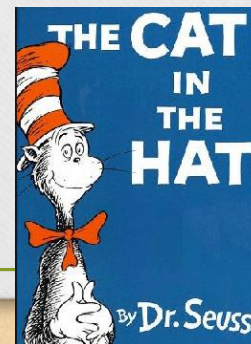







Log onto Bug Club and do some reading. Miss Wingrave will be checking this regularly.



Click on the book to listen to one of the teachers at school reading it!

Check out some of these mindfulness websites:

- <https://www.headspace.com/subscriptions> Head Space - a website for children to learn and take part in meditation.
- <https://www.youtube.com/user/CosmicKidsYoga> Cosmic Yoga - yoga, mindfulness and relaxation designed specifically for kids ages 3+.
- <https://www.cosmickids.com/new-series-peace-guided-relaxations-kids/> Cosmic Kids guided meditation.



Listen to all of New Valley staff read The Cat in the Hat





Discovery – Geography/History/Art/DT

This term's topic is called 'Buckets and Spades'. Please click on a link to find an activity. Work your way through these activities over the next few weeks.



Lesson 1 <u>Where have I been?</u>	Lesson 2 <u>What is my local beach like?</u>	Lesson 3 <u>What are the features of a seaside?</u>
Lesson 4 <u>How is the seaside different to London?</u>	Lesson 5 <u>Where in the world can we have a seaside holiday?</u>	Lesson 6 <u>What were seaside holidays like in the past?</u>
Lesson 7 <u>What is a lighthouse?</u>	Lesson 8 <u>Who is Grace Darling?</u>	Lesson 9 <u>How can I keep safe in the water?</u>



Discovery

Discovery - Science

Choose a science challenge to complete!

Fancy a 10 minute
STEM (Science, Technology,
Engineering and Maths)
activity?

Click on the science topic you would like to experiment with to find some fun and exciting activities:



Plants and Growing



Materials



Habitats



Free time

Creative time/ Free time



Creative time



30 Day Lego Challenge

Day 24

The sun is shining and
your family is going to
the local waterpark.
Design what this will
look like.

Scouts  BETA

[Join Scouts](#)

[Info for parents](#)

[Home](#) > [Activities](#) > [A Flair for Hot Air](#)


Supported by The Royal Air Force (RAF)

A flair for hot air

Find out how hot air balloons work by crafting your own and watching it fly up, up and away.

Fancy something different?
Click on the picture to find
the challenge!

Ask an adult to take a photo
of all of your work today to
send to me!







WORLD SCHOOLS VIRTUAL 2K CHALLENGE

Friday

Remember to send me any runs or walks you do! We want Year 1 to win!

Click here for morning exercise!

Timetable for the day



Number fact of the day:
Half of 4 is 2



Joke of the Day!



Word of the Day: wobbly (adj.)

Definition: tending to move from side to side.

The tower of bricks looked wobbly.

Synonym: shaky, unbalanced.

Antonym: steady.

Challenge: Write a funny sentence.

☐ DAY 5

Q: Why did the man take his clock to the vet?

A: Because it had ticks.



Phonics

Today we will be recapping the digraph: ear

Remember the live
videos on Youtube at
10:00 and 10:30!



Ruth Miskin Training
29K subscribers



Click on the bee
to find your
spellings!



ear hear with
your ear



Daily English Fluency Task

Fill in the gap with the
correct letter. Think about
whether it should be a
capital letter.

_am having a _arty. My
friends _mma and Oliver
are _oming.

Click on the sound to watch Miss
Wingrave's phonics lesson!

You will need a pen and paper –
or use your exercise book. Make
sure you pay attention!


Join in with the
tricky words song
like we do in class!



Phase 3 Tricky Words Song Say Hello To

Vipers

Complete the questions in your exercise book.
Remember to answer in FULL SENTENCES



Watch the video of Zog
on BBC iplayer.

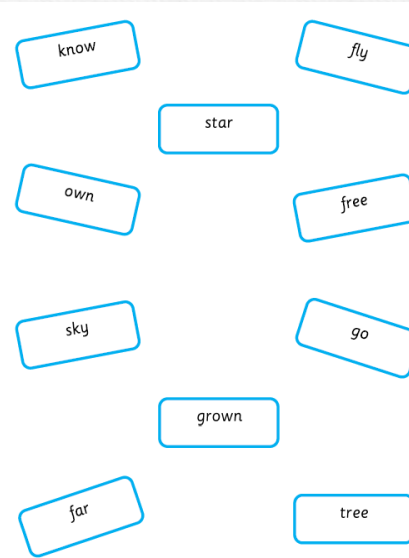


Match up the rhyming words
from the story.



Write a diary entry for a dragon
who goes to dragon school.
Explain how they are feeling and
what they did during the day.

Dear Diary,
Today at dragon school I...





English



Talk for Writing – Sidney Spider

Write the date and English at the top of your page.

English Friday 22nd May

Learning Objective: I can go on a minibeast hunt.

Go outside and go on a mini beast hunt.

The write a recount to show what creatures you found. Remember to use **time words**.

Click here for Miss Wingrave's lesson input.



Miss Wingrave's recount

First I went to the paving slab and I looked underneath. I found a woodlouse!

Next I went to the flowerbed and I found a buzzy bee in the pink flowers.

After that...

Finally...

<i>What it looks like</i>	Spiders have 8 legs. Their bodies are in two parts.
<i>Where it lives</i>	Most spiders like to live in shadowy places.
<i>What it eats</i>	Most spiders eat flies and other insects.
<i>An unusual fact</i>	Spiders spin webs with a strong silk thread.
<i>Other interesting information</i>	Spiders are not insects. They are arachnids.



Read the fact
file with a
grown up.

Can you add
anything else
about spiders?

Can you make a fact file
about one of the
creatures you found?

Draw a picture of your
creature.

Click on one of
the pictures to
find a spider
recipe!

No Bake Spider Cookies

by



Spider biscuits

★★★★★ (5 ratings)

By [Lulu Grimes](#)

[Magazine subscription – 5 issues for £5](#)



PREP: 25 MINS
COOK: 12 MINS

plus cooling and setting



EASY



MAKES 20



Spooky spider cakes

★★★★★ (14 ratings)

By [Sara Buenfeld](#)

[Magazine subscription – 5 issues for £5](#)



PREP: 40 MINS
COOK: 25 MINS



EASY



MAKES 12

Children will have great fun decorating these at Halloween parties

Maths

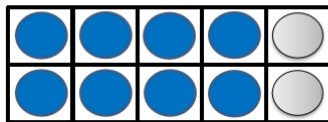
Number and Place Value to 50

LO: I can count in 2s, 5s and 10s.

Write Maths and the date at the top of your book.
Maths Friday 22nd May

Fluency review! Complete the following questions:

1. $10 - 2 = ?$



Can you show this using a part-whole model?

2. $8 - 1 = ?$



One less than 8 is ___

3. $7 + 3 = ?$

Use...



...to help you

Can you show this using a bar model?

Can you think of an addition story for this number sentence?

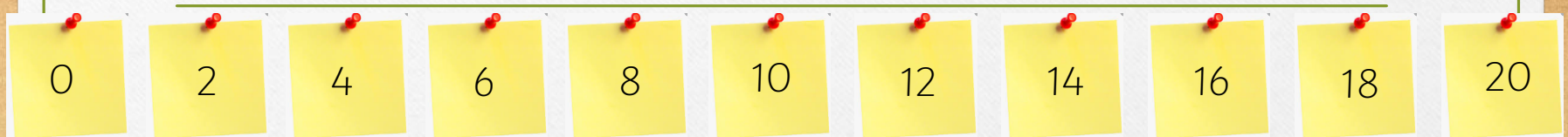
For example:
 There were 7 people in the queue for Tescos and 3 more people joined. How many are there now?

Activity 1

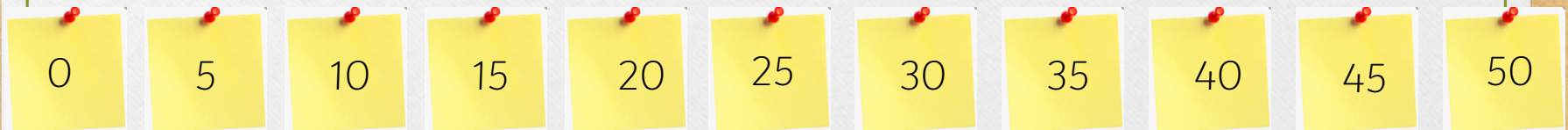
Using post it notes or cut up pieces of paper, write out the multiples of 2, 5 and 10 and make a long number line for each.

Why not challenge yourself and write the number word for each too?

Counting in multiples of 2



Counting in multiples of 5



Counting in multiples of 10



Activity 2

Using your number lines to help you, answer the following questions in your books.



How many marbles are there?

The marbles are in groups of ___

There are ___ groups.

___ lots of ___ = ___

There are ___ marbles altogether.



How many socks are there?

The socks are in groups of ___

There are ___ groups.

___ lots of ___ = ___

There are ___ socks altogether.



How many fish are there?

The fish are in groups of ___

There are ___ groups.

___ lots of ___ = ___

There are ___ fish altogether.

Activity 3

Using your number lines to help you, answer the following questions in your books, representing the numbers in tens frames.


How many socks are there in total?



There are _____ socks in total.

Represented in ten frames:

How many gloves are there in total?



There are _____ gloves in total.

Represented in ten frames:



Reading

Reading and mind time



Mind time

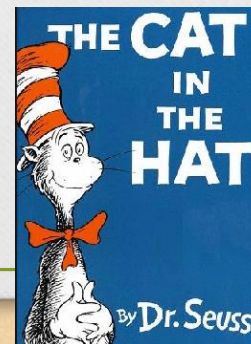



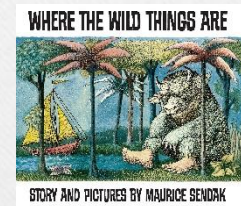

Log onto Bug Club and do some reading. Miss Wingrave will be checking this regularly.



Click on the book to listen to one of the teachers at school reading it!

Check out some of these mindfulness websites:

- <https://www.headspace.com/subscriptions> Head Space - a website for children to learn and take part in meditation.
- <https://www.youtube.com/user/CosmicKidsYoga> Cosmic Yoga - yoga, mindfulness and relaxation designed specifically for kids ages 3+.
- <https://www.cosmickids.com/new-series-peace-guided-relaxations-kids/> Cosmic Kids guided meditation.



Listen to all of New Valley staff read The Cat in the Hat





Discovery – Geography/History/Art/DT

This term's topic is called 'Buckets and Spades'. Please click on a link to find an activity. Work your way through these activities over the next few weeks.



Lesson 1 <u>Where have I been?</u>	Lesson 2 <u>What is my local beach like?</u>	Lesson 3 <u>What are the features of a seaside?</u>
Lesson 4 <u>How is the seaside different to London?</u>	Lesson 5 <u>Where in the world can we have a seaside holiday?</u>	Lesson 6 <u>What were seaside holidays like in the past?</u>
Lesson 7 <u>What is a lighthouse?</u>	Lesson 8 <u>Who is Grace Darling?</u>	Lesson 9 <u>How can I keep safe in the water?</u>



Discovery

Discovery - Science

Choose a science challenge to complete!

Fancy a 10 minute
STEM (Science, Technology,
Engineering and Maths)
activity?

Click on the science topic you would like to experiment with to find some fun and exciting activities:



Plants and Growing



Materials



Habitats



Free time

Creative time/ Free time



Creative time



30 Day Lego Challenge

Day 25

Dragons have escaped!
Can you build a replica
so the police know
what they are looking
for?

Scouts



BETA

[Join Scouts](#)

[Info for parents](#)

[Info f](#)


[Home](#) > [Activities](#) > [A Cut Above](#)

A cut above

Explore cultures from across the globe and design your own in this paper-cutting craft activity.

Fancy something different?
Click on the picture to find
the challenge!

Ask an adult to take a photo
of all of your work today to
send to me!





A Polaroid-style photograph with a white border and a light beige background. The photo itself shows a bright blue sky with soft, white clouds. In the center of the photo is a simple smiley face drawn in black ink. The face consists of two solid black dots for eyes and a thick, curved black line for a smiling mouth. The text "HAVE A NICE WEEKEND" is written in a casual, hand-drawn black font across the middle of the face, positioned between the eyes and the mouth. The entire Polaroid is held in place by two black horizontal bars on the left and right sides.

HAVE A NICE
WEEKEND

Science and Discovery-Habitats

What is a nice home for a bug?

https://www.sciencebuddies.org/science-fair-projects/project-ideas/Zoo_p021/zoology/bug-home#summary



Make butterfly food

<https://learning-center.homesciencetools.com/article/make-butterfly-feeder/>



Make a bird feeder

<https://www.bbc.co.uk/cheebies/makes/bird-feeder>













Make a mini wormery

<https://schoolgardenin.g.rhs.org.uk/Resources/Activity/Mini-wormery>



What makes a good water habitat?

https://www.gov.mb.ca/sd/waterstewardship/fisheries_education_sustain_dev/education/outcomePages/grade4/pdf/centre2.pdf

Item	How it gets in lakes and rivers		Habitat it belongs to	
toxic chemicals	 natural	 human	1	2
plants	 natural	 human	1	2
logs/branches	 natural	 human	1	2
trash/waste	 natural	 human	1	2
rocks	 natural	 human	1	2

Science and Discovery- Materials



Can the princess feel the pea?

<https://www.science-sparks.com/princess-and-the-pea-activity/>

What material makes the best superhero cape?

<https://www.science-sparks.com/whats-best-material-superhero-cape/>

How strong is an egg shell?

<https://www.science-sparks.com/how-strong-is-an-eggshell/>



What is the best for muffling sound?

<https://www.science-sparks.com/properties-materials-muffling-sound/>



Making towers!

<https://frugalfun4boys.com/4-engineering-challenges-kids/>



Science and Discovery- Plants and growing



How does a plant breathe?

<https://www.kcedventures.com/blog/how-do-leaves-breathe-a-simple-science-experiment-for-kids>

How water travel through plants.

<https://buggyandbuddy.com/science-kids-exploring-leaves/>



What does a plant need to germinate?

<https://www.lifewithmoorebabies.com/2017/02/learn-what-seeds-need-to-germinate-with.html>



What's living and what's dead?

<https://www.sciencekids.co.nz/experiments/microscopiccreatures.html>

Leaf prints

<http://experimentexchange.com/living-systems/explore-leaves-and-make-rainbow-leaf-prints/>



Here are 10 activities that you can do at home to help your child develop their science, technology, engineering and maths skills. They are easy to resource and provide children with the stimulus to talk about the world around them. Have fun!

#ScienceFromHome

Worm charming

How many worms do you think you can charm out of the ground in 5 minutes? Does anything help you to charm the worms to the surface? What about sprinkling some water on the ground? Or dancing on it?

Bake some bread

There is so much going on 'science wise' in bread baking. What job does the yeast do? Can you see the bubbles? Why does it rise like that? What is yeast? How much larger has your dough grown whilst it proved?

Brilliant Bread

Ice hunt

Freeze some treasures in a block of ice in the freezer. Now can you rescue them? What is the best way of getting your treasures back?

Gloop!

Put 2 tablespoons of cornflour into a bowl and mix it with water until it seems like a very thick liquid. Play with it over the bowl. Stir it with a spoon, hit it gently, put some in your hand, roll it into a ball, open up your fingers

Kitchen Science

Magic magnets

Have you got a fridge magnet? What sorts of things in your house are attracted to it? Can you sort them?

Magnetic Maze

As if by magic!

When light travels from one material to another it bends. Draw a small arrow pointing left or right on a piece of paper. Fill a large, transparent glass with water. Hold the arrow behind the glass of water. What happens? Try this out with letters of the alphabet. Does it work with them all?

Explorify

How tall are you in feet?

Draw around your foot onto some paper and cut it out. Use your paper foot to find out how many 'feet' tall are you? What else can you measure?

Human body

Have you ever wondered what is inside the human body? Here you can look inside and explore the skeleton, the circulation system and the digestive system. See what the key features are and find out how the parts work.

Human Body

One cup of Lego

What can you build with just one cup of Lego?

Rocket mice

Cut a circle shape from a piece of paper and then cut it from one edge to the middle. Tape it into a cone and add some mouse features. Balance your cone mouse on top of an empty plastic bottle. Press down on each side of the bottle with some force and shoot your mouse into space. What makes a difference to how far your mouse travels?

Rocket Mice



Lesson 1

Where have I been?

LO: I can use key words to describe places that I have visited.



City

A large group of houses, shops and factories where people live.



Town

The place where the land meets the sea.



Village

It is bigger than a town. Each country has a capital city, which is usually one of the largest cities.



Coast

An area of sand or pebbles that leads to the sea.



Beach

Part B
Describe somewhere you have visited.



Forest

Part A
Match up the *human*/*physical* feature with the correct definition.



Lesson 2

What is my local beach like?

LO: I can find out about my nearest seaside resort.

Find out all about **Brighton!** Create a poster about it or a tourist leaflet.

What is the beach like?

What attractions are nearby?

Where is it on the map?

Can you find any photographs of it?





Lesson 3

What are the features of a seaside?

LO: I can label the features of a seaside.

Your challenge today is to create a piece of artwork (collage, painting, drawing) or find a picture of the seaside. Then you need to label it with all the features of a seaside.



Word Bank:

sea

beach

houses

boats

hill

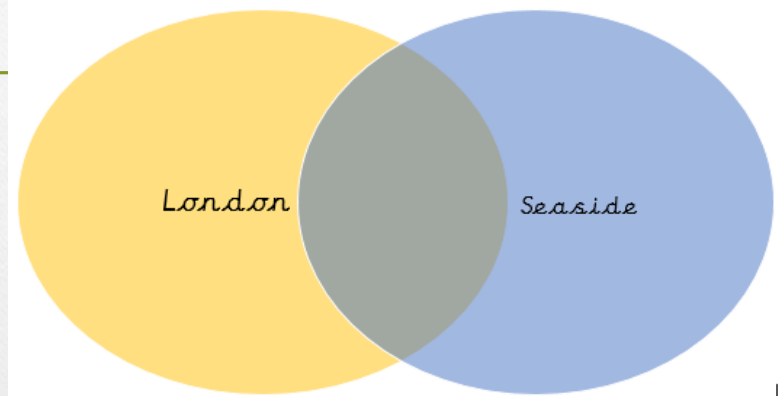
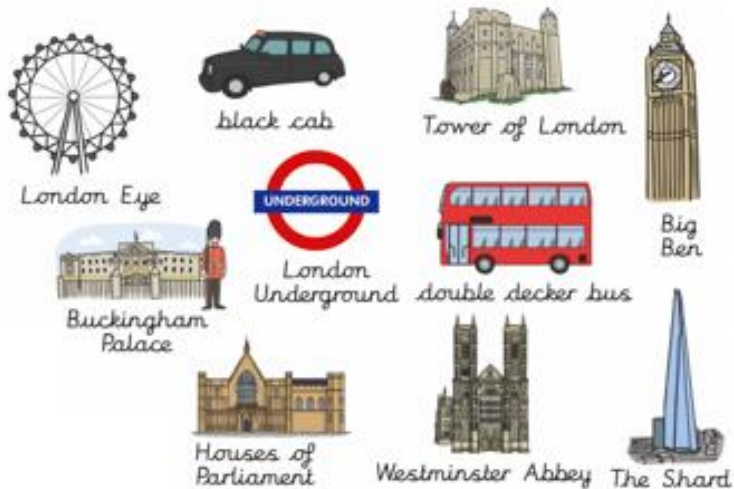
lighthouse

pier

Lesson 4

How is the seaside different to London?

LO: I can compare two places.



Draw a Venn diagram in your books.

Think about a seaside location, and think about London – a busy city. How are they different?

Draw pictures/ write in each part of the Venn diagram to compare them.

Lesson 5


Where in the world can I have a beach holiday?

LO: I can research a beach destination.

Wouldn't we all love to go on holiday at the moment!

Unfortunately we can't, so instead let's pretend that we have been on holiday.

Research a beautiful beach somewhere in the world and write a postcard to me describing what you saw and did there and where you were! I would love to hear about it.



Lesson 6


What were seaside holidays like in the past?

LO: I can research about seaside holidays in the past.

Do some research about what seashores were like in the past.

Create a short documentary video (1-2 minutes) about the history of seashores. What were they like in the Victorian times?

- Why did people go on seaside holidays?
- What did people wear?
- What did beaches look like?
- What is still the same today?



Watch this video about The Victorians on seaside holidays!



Beside the Seaside: The Victorians on Holiday

Lesson 7

What is a lighthouse?

LO: I understand what a lighthouse is and what it is used for.

Carry out some research about lighthouses.

Find out:

- What is a lighthouse?
- The history of lighthouses
- The different parts of a lighthouse.

Draw a picture or make a collage of a lighthouse, or even make a lighthouse! Label it with the different parts.



All about Lighthouses

What Is a Lighthouse?

- A building that gives out light.
- It helps to keep boats safe.

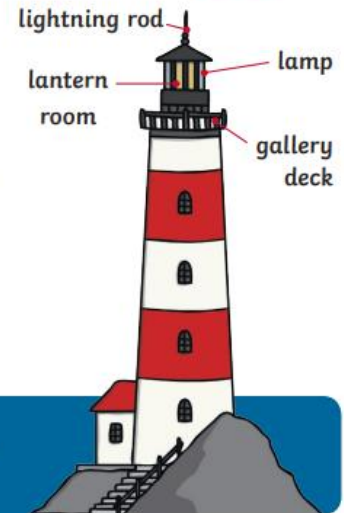


Interesting Fact

The oldest working lighthouse is in Spain.

History of Lighthouses?

- The first lighthouse was built in Egypt over 2000 years ago.
- The first British lighthouse was built in Devon.
- The light used to come from lamps burning oil or candles.
- They now use electricity.



A Lighthouse

There are over 100 lighthouses around the UK.

Photo courtesy of James Cull (flickr.com) - granted under creative commons license - attribution

Lesson 8

Who is Grace Darling?

LO: I can find out about a historical figure.

Carry out some research about Grace Darling and create a news report about the rescue! You can either write a newspaper article or do a video report.

Find out about who she was and why she was important.



<https://www.bbc.co.uk/teach/class-clips-video/true-stories-grace-darling/z4y7pg8>

Lesson 9

How can I keep safe in the water?

LO: I can learn about water safety.

The RNLI Water Safety Passport teaches children four key lessons:

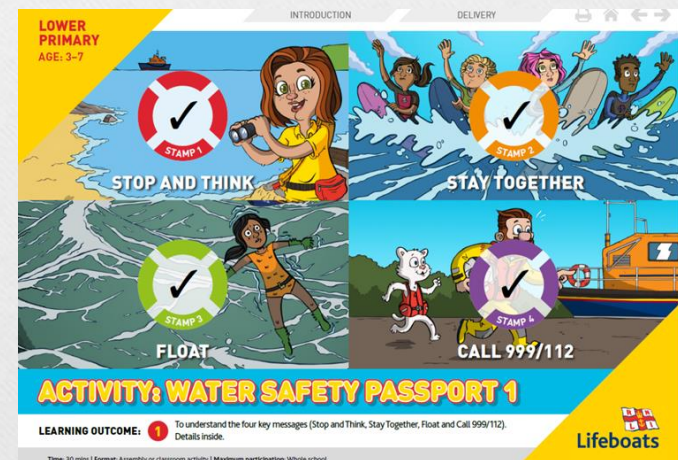
- Stop and think.
- Stay together.
- Float.
- Call 999 or 112.

As each activity is completed, a new stamp is earned. When all four are completed, you will get a certificate!

Create a water safety poster after you have complete the slides telling how to keep safe in the water. Then you will earn your certificate.




Click on the picture below to find out more. You will need to download the slides to learn more.



Sidney Spider - A Tale of Friendship

by Alison Cooper



Click on the picture to hear
Miss Wingrave read the
story.

Once upon a time, there was a large spotted spider called Sidney who lived in the top corner of Mrs Brown's shed. He was a very special spider because he spun beautiful golden webs, but Sidney was lonely. When he arrived last year, all the other spiders said, "Go away, Sidney. We don't want you here. You'll steal all our prey with your golden webs." So, Sidney hid away in his dark corner feeling sad.

One bright, sunny morning, Mrs Brown decided to spring clean her shed. So, she opened up the door and banged her broom, feather duster and dustpan down on the floor. Sidney and all the other spiders in the shed shivered in fear. Soon, Mrs Brown started to sing Incy Wincy Spider at the top of her voice and Sidney shivered a bit more. Then Mrs Brown picked up her broom and started to sweep: swish, swash, swish, swash, swish, swash.

Sidney looked down from his deep, dark corner and saw Mrs Brown's broom coming closer and closer and closer: swish, swash, swish, swash, swish, swash. "Help!" cried Sidney. "Please help me." Luckily, Susie, a tiny house spider, heard him. "I'm in the old flowerpot behind the spade," squeaked Susie. "Throw out your line and come and hide with me." So, Sidney threw out a fine golden thread and landed gently in Susie's flowerpot. "Thank you, Susie," said Sidney smiling.

A few minutes later, Sidney and Susie heard: swish, swash, swish, swash, swish, swash. Oh no, Mrs Brown's broom was

[Click here to keep reading](#)

heading for the flowerpot. "Help!" cried Sidney and Susie. "Please help us."


Luckily, Stanley, an ancient spider, heard them. "I'm in the red welly boot under the bench," mumbled Stanley. "Throw out your line and come and hide with me."

So, Sidney threw out a fine golden thread and grabbed Susie. Together they landed with a gentle thump in the old red welly boot. "Thank you, Stanley," said Sidney and Susie smiling.

A few minutes later, Sidney, Susie and Stanley heard: swish, swash, swish, swash, swish, swash. Oh no, Mrs Brown's broom was heading for the red welly boot. Mrs Brown bent over to pick up the boot but, luckily, her phone rang at that very moment. "I will come immediately," they heard her say. So, Mrs Brown picked up her broom, feather duster and dustpan and rushed out of the door.



"Hooray!" said Sidney, Susie and Stanley. "Come on everyone, let's have a party!" they said.



So, all the other spiders crawled out of the holes. First, they all shook one of Sidney's legs to welcome him. Next, they danced a special spider

dance in the middle of the shed. After that, Sidney knew that he would never be lonely again.

Good morning! Let's start the day with some exercise.

Choose what you would like to have a go at:




#PEwithJOE

Click [here](#) to follow the link to Joe's Youtube channel – The Body Coach to join in with his live PE workout every morning at 9am.



If you want a song to start the day, listen to and join in with...




'Start the day with exercise'



Each week you will have a different list of spellings to learn. Please practice these everyday!



put
were
are
was
is
his
has
I
you
go

 Look and Say	 Look, Say and Write	 Cover and Write
Insert text		
Insert text		
Insert text		
Insert text		

Remember you can use this method to help you practice them!