WEEK 3

Hello! Here are this week's English activities. There is no need to print out the sheets - just write the answers in the yellow exercise book that went home in your distance learning pack. If you would rather type some of your work, that's fine!

If you have any questions, or when you have completed your work, email me at:

Beech@newvalleyprimary.com

You can send a photo of the answers in your distance learning book or add a document as an attachment.

Week 3
English Lesson 1

Don't forget to write this heading in your distance learning book.

This week's work is based on Chapter 4 'The Workhouse'.

Read pages 37 – 38, or ask someone to read them to you.

What do you think is going to happen to Jim's mum?

chat

Victorian workhouse facts

1.
2.
3.
4.
5.

When Jim and his mother are discovered by some passers-by, they say that taking them to prison would be better than taking them to the workhouse. Why do you think they said that?

Find out at least 5 interesting facts about Victorian workhouses.

This website has lots of information:

http://www.primaryhomeworkhelp.co.uk/victorians/workhouses.html

Extension

Design a 'Plan of the Day' (like the one we use in school) for a child living in a Victorian workhouse. What do you think their day might consist of?

You need your copy of...



Week 3
English Lesson 2

Don't forget to write this heading in your distance learning book.

This week's work is based on Chapter 4 'The Workhouse'.

Read pages 39 – 41, or ask someone to read them to you.

We are going to have a go at writing some embedded relative clauses. Here is an example:

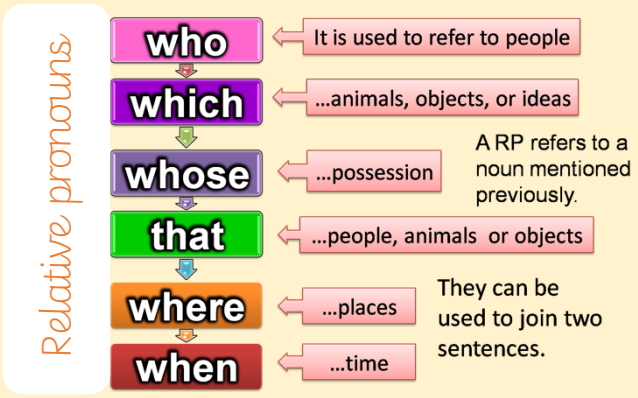

Relative pronoun – refers back to the noun (Jim's mother)

Relative embedded clause – adds more detail about the noun (Jim's mother).

Commas – used to separate the two clauses.

Jim's mother , who was drained of energy , collapsed in a lifeless heap.

Main clause – Jim's mother collapsed in a lifeless heap (makes sense on its own).

Have a go at writing some embedded relative clauses.

Here are some sentences starters that you could use....

The porter , ___ _____ , led them into a yard.

The workhouse , ___ _____ , was surrounded by iron railings.

The policemen , ___ _____ , ordered Jim to stand up.

Think of a couple of your own...



You need your copy of...

Week 3
English Lesson 3

Don't forget to write this heading in your distance learning book.

This week's work is based on Chapter 4 'The Workhouse'.

Read pages 42 – 44, or ask someone to read them to you.

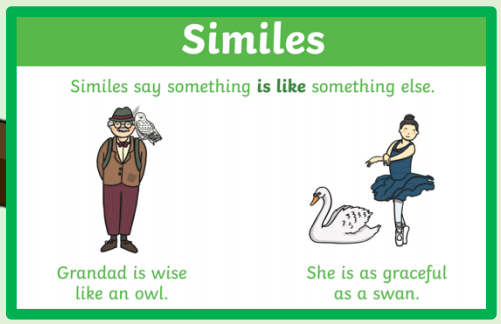

Similes compare things using the words 'as' or 'like'. The author has used quite a few to help us visualise their descriptions.

How many can you find in Chapter 4?

Clue! You will find them if you scan pages ... 37, 40, 41 & 43

You need your copy of...



<u>Extension</u>

Think of some similes to describe Jim's mother.

Poem of the week

Pick one, or more, of these questions...

What do you think the poet is trying to communicate in this poem?

Can you create an illustration for this poem or a piece of artwork inspired by it?

Could you write your own poem inspired by this one? Maybe choose another small act of kindness...

Joke of the week

How do you get an astronaut's baby to sleep?

🤣

🤣

Email me what you think the punch line is!