

The Day the Crayon's Quit- Easter Home Learning

Watch the book- <https://www.youtube.com/watch?v=ZttMDho5HMw>


Adults- Start with a WOW for the holidays! In the morning/ at night, leave an envelope addressed to your child with a letter from an important kitchen utensil just like in 'The Day the Crayon Quits' where the crayons disappear. You could remove this utensil from the kitchen like it has gone on strike. In the letter the utensil could complain about how much he is overworked. You could include a list of demands e.g. it only gets hand washed. You and your child could then together compose a reply to the utensil and see if they appear again during the day! Maybe say how desperately the utensil is missed and needed.

Pick activities to do over Easter and have fun!

Create a speech bubble for each crayon. What would they say?



Ask your family and friends on the phone what their favourite colour is. Make a bar graph to show your findings. What was the favourite colour?






Recycle your old crayons by putting them in a baking tray. Put them in the oven and watch them melt. Take them out and it's a new crayon!



Make your own pack of crayons with paint.



<p>Make a story about what the Crayons got up to when they quit. Where would they go? What would they do?</p>	<p>Create each of the crayon characters- you might have cocktail sticks or lolly sticks. Measure each crayon using different objects around the house e.g. buttons, beads, lego.</p> 	<p>Make a kaleidoscope-</p> <ol style="list-style-type: none"> 1. Glue some shiny foil onto a postcard. Fold the card in 3 length ways, with the foil inside. Tape the edges to make a triangular tube. Put inside a toilet paper tube. 2. Get a straw and tape it to the toilet paper tube. 3. Cut out a circle, large enough to cover the end of the tubes and poke a hole in the centre of the circle using a pencil. 4. Decorate the circle and place on the end of the straw. 5. Look into your kaleidoscope. 	<p>Using paint on the computer or online https://jspaint.app/#local:64e9627fde955 create a picture using as many different colours as possible</p> 
<p>Peach crayon lost its wrapper. Could you create some more clothes for it?</p>	<p>Think about all the emotion words you can think of and discuss the difference between synonyms. You could use a thesaurus. Place all the words in a bag, choose a word and devise a short mime you're your feeling word for others to guess.</p>	<p>Pick your favourite colour. Imagine you are the crayon. What would you be annoyed about drawing and colouring all the time? Write a letter as if you are one of the crayons.</p> 	<p>Using a thesaurus online, how many synonyms (another word) can you find for each colour e.g. red- maroon</p>

EASTER FUN!

Create an egg and spoon race (could use a potato instead of an egg if inside). Maybe you could create an obstacle course?



Join our school competition. Make an Easter Bonnet for our parade. Email your bonnet to

ash@newvalleyprimary.com



Make some Easter Egg leaf art. You could decorate the house with them.



Easter Egg maths
What is my number?

Its not an even number

It's a double digit

Its less than 40

Its greater than 14

The sum of the digit is greater than 5

The digit in the 'ones' place value is less than 5



With 3 Easter marshmallows place at the bottom of 3 separate glasses. Fill the glasses with different liquid- water, vinegar, clear soda or coke. Predict what will happen to them and watch over time.



Make an Easter Wreath to go on your door.



Roll a egg
Make a ramp for eggs (chocolate or plastic-we don't want a mess) to roll down. What will make it go faster? A higher ramp? A texture on the bottom of the ramp?



On a walk, take a checklist of all the things you might expect to see. Tick them off as you go.

