



Easter activities!



- Do a speed sounds session every day and go over red words (this should take a max of 10 mins).
- Pick the following as and when you'd like to do them. Have lots of fun and have a super Easter!
- Do remember the useful websites to help with your child's maths, phonics and other lovely activities to try.

Write a thank you letter to the Easter Bunny!




Make an Easter card. The internet has lots of ideas!



Hide Easter eggs or objects around our home. Give your child clues to follow "It's up high" "it's behind a chair" It will help develop their understanding and is fun too! They can then hide the objects and give you the clues!



Make a den together. Spend some time inside it together reading or telling stories. Put teddies inside and tuck them up in bed or have a pretend campfire (sing a song or two) or have a picnic. Make it dark inside and use a torch to make shadows and interesting shapes on the roof of your den. Decorate with twinkling lights or home made paper decorations.



Ask your child to tell you a story. Tell them "it's a helicopter story."

When they tell you their story, scribe it. Do not interrupt them, or ask what is next. Stay silent and wait for them to finish.

Afterwards, have fun allocating the parts out and acting it out! Encourage everyone in the house to join in!

Bake a cake!



Draw a big egg (A4 size). Ask your child to decorate it. Encourage them to create a repeating pattern (E.g. if you do zigzags, then the zig zags will be coloured red/blue/red/blue etc.) Let your child think of their own pattern. You can use paint/crayons/colour pencils etc. Make as many as you like and you could hang them around your home!



Make Easter nests!



Have an egg hunt or object hunt around your home or garden.



Pick flowers and petals, put in ice cube trays, fill with water and freeze. When frozen pop them out and let your child explore.




Make an Easter bonnet from what you can find from around the home. Cereal boxes, egg boxes etc!



Make an Easter chick, there are lots of ideas on the internet.




Have up to 10 plates/bowls (plastic /paper if possible)
Label each plate number 0-10.
Have your child find the correct number of objects for each numeral (make the numbers larger as you see fit.)



Collect toilet roll tubes or plastic bottles. You can paint or decorate them to make them more fun. Number each one and play skittles. You could use a balled up sock if you don't have a ball.



Make a wand from a normal stick! Where will it take you?



Practise getting dressed and undressed every day.



Write shopping lists



Write telephone messages

Telephone Messages
Messages téléphoniques

Day: _____
 Date: _____
 From: _____
 To: _____
 Phone: _____
 Message: _____



Write recipes

My Famous Chocolate Chip
Cookie Recipe!

3 cups - All Purpose flour
 2 cups - Semi Sweet Chocolate Chips
 1 cup - Brown Sugar
 1 cup - Softened Butter
 3/4 cup - Sugar
 2 - Large Eggs
 2 teaspoons - Vanilla Extract
 2 teaspoons - Hot Water
 1 teaspoon - Baking Soda
 1/2 teaspoon - Salt




Cook, cook, cook!



Play a board game



Do a puzzle



Make a Rabbit/chick mask.
Make a few and you could create story to act out with your family!



Complete as many Lego challenges as you can! (See below)

LEGO CHALLENGE CALENDAR

31 Days of challenges for you to try!

DAY	CHALLENGE	DAY	CHALLENGE	DAY	CHALLENGE
DAY 1	Build a house with 10 bricks	DAY 11	Build a bridge that can hold 10 bricks	DAY 21	Build a car that can move
DAY 2	Build a robot that can move	DAY 12	Build a house with 20 bricks	DAY 22	Build a car that can move
DAY 3	Build a house with 30 bricks	DAY 13	Build a house with 30 bricks	DAY 23	Build a car that can move
DAY 4	Build a house with 40 bricks	DAY 14	Build a house with 40 bricks	DAY 24	Build a car that can move
DAY 5	Build a house with 50 bricks	DAY 15	Build a house with 50 bricks	DAY 25	Build a car that can move
DAY 6	Build a house with 60 bricks	DAY 16	Build a house with 60 bricks	DAY 26	Build a car that can move
DAY 7	Build a house with 70 bricks	DAY 17	Build a house with 70 bricks	DAY 27	Build a car that can move
DAY 8	Build a house with 80 bricks	DAY 18	Build a house with 80 bricks	DAY 28	Build a car that can move
DAY 9	Build a house with 90 bricks	DAY 19	Build a house with 90 bricks	DAY 29	Build a car that can move
DAY 10	Build a house with 100 bricks	DAY 20	Build a house with 100 bricks	DAY 30	Build a car that can move

LEGO CHALLENGE CALENDAR



31 Days of Fun Ideas for Any Month!



LITTLE BINS
THE LITTLE HANDS

DAY 1

Build Your
Name or Initials

DAY 2

Build a Person
With Moving
Legs and Arms

DAY 3

Build a
Catapult

DAY 4

Build a Robot

DAY 5

Build a House
That Opens

DAY 6

Build a Boat
That Floats

DAY 7

Build a 100
Brick Tower

DAY 8

Build a Box
With a Lid

DAY 9

Build a Small
World Scene

DAY 10

Write a
Comic Strip for
a Minifigure

DAY 11

Build a Model
of Your Room

DAY 12

Build a Simple
Machine

DAY 13

Build a Bridge
That Can Hold
Something Heavy

DAY 14

Build a
Favorite
Character

DAY 15

Make a Mosaic
Using Flat Pieces
On Baseplate

DAY 16

Draw a Design
Make it with
LEGO Bricks

DAY 17

Build Something
To Go With
A Favorite Book

DAY 18

Build a swimming
pool for
a minifigure

DAY 19

Build With
Eyes Closed
5 Minutes

DAY 20

Build a
Pyramid

DAY 21

Build a
Marble Run

DAY 22

Draw a Play Mat
and Add LEGO

DAY 23

Learn Paper
Football and
Build a Goal

DAY 24

Have a Minifigure
Building Race

DAY 25

Build a
Marble Maze

DAY 26

Try to Sink
a Minifigure

DAY 27

Build a
Zip Line

DAY 28

Make Your Own
LEGO Skittles
Game

DAY 29

Build a
Parachute
for a Minifigure

DAY 30

Build a Car
Attach a Marker
and Draw!

DAY 31

Ask For a Bin of
Soapy Water
Wash LEGO!